

NETFLIX INC. FUTURE (NTFF) - EUX/C13

2024/08/21 18:45:23

Price
733.5222 USDDifference  0.07% (0.48)

General attributes

Symbol	NTFFC13
Exchange	Eurex
Currency	USD
Security type	Future
Underlying	NETFLIX INC
Maturity	09-2025
Contract size	100

Market data

Bid (Bid size)	- USD (-)
Ask (Ask size)	- USD (-)
Open	733.5222 USD
High	733.5222 USD
Low	733.5222 USD
Close (prev. day)	733.0413 USD
Underlying	NETFLIX INC
Underlying price (date)	697.12 (24/08/21)
Settlement price (date)	733.52 (24/08/21)
Open Interest	0

Performance and Risk

	6m	1y	3y
Perf (%)	+21.10%	+70.01%	-
Perf (abs.)	+127.80	+302.08	-
Beta	-	-	-
Volatility	37.80	39.48	-

Futures and Options

Related Futures	-
Related Options	-

5y












Information about previous performance does not guarantee future performance.
Source: FactSet

Price data

Ø price 5 days Ø volume 5 days (pcs.)	718.5804 USD (0)
Ø price 30 days Ø volume 30 days (pcs.)	677.4979 USD (0)
Ø price 100 days Ø volume 100 days (pcs.)	665.6846 USD (0)
Ø price 250 days Ø volume 250 days (pcs.)	559.4540 USD (0)
YTD High date	734.9032 USD (2024/07/05)
YTD Low date	496.5086 USD (2024/01/03)
52 Weeks High date	734.9032 USD (2024/07/05)
52 Weeks Low date	161.5284 USD (2023/12/14)

Recent Research

on underlying	on sector	on market	
Date		Headline	Download
2024/08/12		Global Equity Ratings	
2024/08/12		Aktienempfehlungen Global	
2024/07/24		Global Equity Ratings	
2024/07/24		Aktienempfehlungen Global	
2024/07/15		Aktienempfehlungen Global	