

NETFLIX INC. FUTURE (NTFF) - EUX/C13

2024/07/17 18:46:04

Price
677.6238 USDDifference  -1.49% (-10.24)

General attributes

Symbol	NTFFC13
Exchange	Eurex
Currency	USD
Security type	Future
Underlying	NETFLIX INC
Maturity	07-2025
Contract size	100

Market data

Bid (Bid size)	- USD (-)
Ask (Ask size)	- USD (-)
Open	677.6238 USD
High	677.6238 USD
Low	677.6238 USD
Close (prev. day)	687.8673 USD
Underlying	NETFLIX INC
Underlying price (date)	648.48 (24/07/17)
Settlement price (date)	677.62 (24/07/17)
Open Interest	0

Performance and Risk

	6m	1y	3y
Perf (%)	+35.06%	+45.31%	-
Perf (abs.)	+178.58	+214.48	-
Beta	-	-	-
Volatility	45.31	41.26	-

Futures and Options

Related Futures	-
Related Options	-












Information about previous performance does not guarantee future performance.
Source: FactSet

Price data

Ø price 5 days Ø volume 5 days (pcs.)	695.5571 USD (0)
Ø price 30 days Ø volume 30 days (pcs.)	711.8126 USD (0)
Ø price 100 days Ø volume 100 days (pcs.)	652.9311 USD (0)
Ø price 250 days Ø volume 250 days (pcs.)	531.8878 USD (0)
YTD High date	734.9032 USD (2024/07/05)
YTD Low date	496.5086 USD (2024/01/03)
52 Weeks High date	734.9032 USD (2024/07/05)
52 Weeks Low date	161.5284 USD (2023/12/14)

Recent Research

on underlying	on sector	on market	
Date		Headline	Download
2024/07/15		Aktienempfehlungen Global	
2024/07/12		Global Equity Ratings	
2024/06/21		Global Equity Ratings	
2024/06/21		Aktienempfehlungen Global	
2024/06/14		Global Equity Ratings	