

NETFLIX INC. FUTURE (NTFF) - EUX/C13

2024/07/15 18:41:32

Price
697.2314 USDDifference  1.28% (8.80)

General attributes

| | |
|---------------|-------------|
| Symbol | NTFFC13 |
| Exchange | Eurex |
| Currency | USD |
| Security type | Future |
| Underlying | NETFLIX INC |
| Maturity | 07-2025 |
| Contract size | 100 |

Market data

| | |
|-------------------------|-------------------|
| Bid (Bid size) | - USD (-) |
| Ask (Ask size) | - USD (-) |
| Open | 697.2314 USD |
| High | 697.2314 USD |
| Low | 697.2314 USD |
| Close (prev. day) | 688.4305 USD |
| Underlying | NETFLIX INC |
| Underlying price (date) | 653.04 (24/07/16) |
| Settlement price (date) | 697.23 (24/07/15) |
| Open Interest | 0 |

Performance and Risk

| | 6m | 1y | 3y |
|-------------|---------|---------|----|
| Perf (%) | +33.96% | +47.29% | - |
| Perf (abs.) | +176.75 | +223.85 | - |
| Beta | - | - | - |
| Volatility | 45.24 | 41.32 | - |

Futures and Options

| | |
|-----------------|---|
| Related Futures | - |
| Related Options | - |

5y













Information about previous performance does not guarantee future performance.
Source: FactSet

Price data

| | |
|---|---------------------------|
| Ø price 5 days Ø volume 5 days (pcs.) | 703.7582 USD (0) |
| Ø price 30 days Ø volume 30 days (pcs.) | 713.8081 USD (0) |
| Ø price 100 days Ø volume 100 days (pcs.) | 651.8415 USD (0) |
| Ø price 250 days Ø volume 250 days (pcs.) | 530.8136 USD (0) |
| YTD High date | 734.9032 USD (2024/07/05) |
| YTD Low date | 496.5086 USD (2024/01/03) |
| 52 Weeks High date | 734.9032 USD (2024/07/05) |
| 52 Weeks Low date | 161.5284 USD (2023/12/14) |

Recent Research

| on underlying | on sector | on market | |
|---------------|---|---------------------------|---|
| Date | | Headline | Download |
| 2024/07/15 |  | Aktienempfehlungen Global |  |
| 2024/07/12 |  | Global Equity Ratings |  |
| 2024/06/21 |  | Global Equity Ratings |  |
| 2024/06/21 |  | Aktienempfehlungen Global |  |
| 2024/06/14 |  | Global Equity Ratings |  |