

NIKE INC. FUTURE (NKEF) - EUX/C1

2024/04/25 18:47:09

Price
93.6599 USD

Difference  -1.61% (-1.53)

General attributes

Symbol	NKEFC1
Exchange	Eurex
Currency	USD
Security type	Future
Underlying	NIKE INC. 'B'
Maturity	05-2024
Contract size	100

Market data

Bid (Bid size)	- USD (-)
Ask (Ask size)	- USD (-)
Open	93.6599 USD
High	93.6599 USD
Low	93.6599 USD
Close (prev. day)	95.1886 USD
Underlying	NIKE INC. 'B'
Underlying price (date)	93.80 (24/04/25)
Settlement price (date)	93.66 (24/04/25)
Open Interest	0

Performance and Risk

	6m	1y	3y
Perf (%)	-9.95%	-24.43%	-
Perf (abs.)	-10.52	-30.77	-
Beta	-	-	-
Volatility	29.51	27.05	-

Futures and Options

Related Futures	-
Related Options	-

5y












Information about previous performance does not guarantee future performance.
Source: FactSet

Price data

Ø price 5 days Ø volume 5 days (pcs.)	95.0013 USD (0)
Ø price 30 days Ø volume 30 days (pcs.)	94.9323 USD (0)
Ø price 100 days Ø volume 100 days (pcs.)	103.1933 USD (0)
Ø price 250 days Ø volume 250 days (pcs.)	104.8540 USD (0)
YTD High date	107.1637 USD (2024/01/02)
YTD Low date	89.4316 USD (2024/04/10)
52 Weeks High date	126.8656 USD (2023/05/08)
52 Weeks Low date	89.4316 USD (2024/04/10)

Recent Research

on underlying	on sector	on market	
Date		Headline	Download
2024/04/03		Global Equity Ratings	
2024/04/03		Aktienempfehlungen Global	
2024/03/13		Global Equity Ratings	
2024/03/13		Aktienempfehlungen Global	
2024/02/22		Aktienempfehlungen Global	