

PROCTER & GAMBLE CO., THE FUTURE (PGFF) - EUX/C11

2024/05/06 18:30:02

Price
168.2802 USD

Difference  **-0.07% (-0.13)**

General attributes

Symbol	PGFFC11
Exchange	Eurex
Currency	USD
Security type	Future
Underlying	PROCTER & GAMBLE CO
Maturity	03-2025
Contract size	100

Market data

Bid (Bid size)	- USD (-)
Ask (Ask size)	- USD (-)
Open	168.2802 USD
High	168.2802 USD
Low	168.2802 USD
Close (prev. day)	168.4053 USD
Underlying	PROCTER & GAMBLE CO
Underlying price (date)	166.85 (24/05/10)
Settlement price (date)	171.47 (24/05/10)
Open Interest	0

Performance and Risk

	6m	1y	3y
Perf (%)	+8.41%	+5.06%	-
Perf (abs.)	+13.05	+8.10	-
Beta	-	-	-
Volatility	15.54	14.56	-

Futures and Options

Related Futures	-
Related Options	-












Information about previous performance does not guarantee future performance.
Source: FactSet

Price data

Ø price 5 days Ø volume 5 days (pcs.)	168.3291 USD (0)
Ø price 30 days Ø volume 30 days (pcs.)	163.5559 USD (0)
Ø price 100 days Ø volume 100 days (pcs.)	159.8684 USD (0)
Ø price 250 days Ø volume 250 days (pcs.)	156.4248 USD (0)
YTD High date	169.0842 USD (2024/05/02)
YTD Low date	149.8757 USD (2024/01/18)
52 Weeks High date	169.0842 USD (2024/05/02)
52 Weeks Low date	145.0970 USD (2023/10/09)

Recent Research

on underlying	on sector	on market	
Date		Headline	Download
2024/04/26		Global Equity Ratings	
2024/04/26		Aktienempfehlungen Global	
2024/04/03		Global Equity Ratings	
2024/04/03		Aktienempfehlungen Global	
2024/03/13		Global Equity Ratings	