

MICROSOFT CORP. FUTURE (MSTF) - EUX/C11

2024/10/18 19:07:19

Price
430.8739 USD

Difference  **-0.03% (-0.15)**

General attributes

Symbol	MSTFC11
Exchange	Eurex
Currency	USD
Security type	Future
Underlying	MICROSOFT CORP.
Maturity	09-2025
Contract size	100

Market data

Bid (Bid size)	- USD (-)
Ask (Ask size)	- USD (-)
Open	430.8739 USD
High	430.8739 USD
Low	430.8739 USD
Close (prev. day)	431.0202 USD
Underlying	MICROSOFT CORP.
Underlying price (date)	418.16 (24/10/18)
Settlement price (date)	431.80 (24/10/18)
Open Interest	0

Performance and Risk

	6m	1y	3y
Perf (%)	+0.52%	+24.07%	-
Perf (abs.)	+2.21	+83.58	-
Beta	-	-	-
Volatility	28.77	22.99	-

Futures and Options

Related Futures	-
Related Options	-

5y












Information about previous performance does not guarantee future performance.
 Source: FactSet

Price data

Ø price 5 days Ø volume 5 days (pcs.)	430.8292 USD (0)
Ø price 30 days Ø volume 30 days (pcs.)	436.2704 USD (0)
Ø price 100 days Ø volume 100 days (pcs.)	440.4911 USD (0)
Ø price 250 days Ø volume 250 days (pcs.)	421.6036 USD (0)
YTD High date	485.7560 USD (2024/07/05)
YTD Low date	385.3799 USD (2024/01/08)
52 Weeks High date	485.7560 USD (2024/07/05)
52 Weeks Low date	340.0296 USD (2023/10/20)

Recent Research

on underlying				on sector				on market			
Date		Headline		Download							
2024/09/27		Global Equity Ratings									
2024/09/27		Aktienempfehlungen Global									
2024/09/11		Global Equity Ratings									
2024/09/11		Aktienempfehlungen Global									
2024/09/05		Global Equity Ratings		