

PEPSICO INC. FUTURE (PEPF) - EUX/C10

2024/07/19 19:04:12	
Price	171.9424 USD
Difference	 -1.58% (-2.77)
General attributes	
Symbol	PEPFC10
Exchange	Eurex
Currency	USD
Security type	Future
Underlying	PEPSICO INC.
Maturity	05-2025
Contract size	100
Market data	
Bid (Bid size)	- USD (-)
Ask (Ask size)	- USD (-)
Open	171.9424 USD
High	171.9424 USD
Low	171.9424 USD
Close (prev. day)	174.7077 USD
Underlying	PEPSICO INC.
Underlying price (date)	169.36 (24/07/19)
Settlement price (date)	172.58 (24/07/19)
Open Interest	0

Performance and Risk			
	6m	1y	3y
Perf (%)	+1.69%	-9.57%	-
Perf (abs.)	+2.85	-18.20	-
Beta	-	-	-
Volatility	20.44	17.40	-






Futures and Options	
Related Futures	-
Related Options	-



Information about previous performance does not guarantee future performance.
Source: FactSet

Price data	
Ø price 5 days Ø volume 5 days (pcs.)	170.0541 USD (0)
Ø price 30 days Ø volume 30 days (pcs.)	168.2513 USD (0)
Ø price 100 days Ø volume 100 days (pcs.)	172.0407 USD (0)
Ø price 250 days Ø volume 250 days (pcs.)	173.8479 USD (0)
YTD High date	181.6198 USD (2024/04/25)
YTD Low date	164.2386 USD (2024/07/09)
52 Weeks High date	197.1283 USD (2023/07/26)
52 Weeks Low date	161.7043 USD (2023/10/12)

Recent Research

on underlying	on sector	on market
Date		Headline
2024/07/15		Aktienempfehlungen Global
2024/07/12		Global Equity Ratings
2024/06/21		Global Equity Ratings
2024/06/21		Aktienempfehlungen Global
2024/06/14		Global Equity Ratings
		Download
		