

ORACLE CORP. FUTURE (ORCF) - EUX/C11

2024/10/18 19:07:22

Price
182.1812 USD

Difference  **-0.35% (-0.63)**

General attributes

Symbol	ORCF11
Exchange	Eurex
Currency	USD
Security type	Future
Underlying	ORACLE CORP
Maturity	09-2025
Contract size	100

Market data

Bid (Bid size)	- USD (-)
Ask (Ask size)	- USD (-)
Open	182.1812 USD
High	182.1812 USD
Low	182.1812 USD
Close (prev. day)	182.8154 USD
Underlying	ORACLE CORP
Underlying price (date)	174.69 (24/10/18)
Settlement price (date)	182.86 (24/10/18)
Open Interest	0

Performance and Risk

	6m	1y	3y
Perf (%)	+48.44%	+60.00%	-
Perf (abs.)	+59.45	+68.32	-
Beta	-	-	-
Volatility	44.88	38.29	-

Futures and Options

Related Futures	-
Related Options	-

5y












Information about previous performance does not guarantee future performance.
Source: FactSet

Price data

Ø price 5 days Ø volume 5 days (pcs.)	180.9509 USD (0)
Ø price 30 days Ø volume 30 days (pcs.)	172.8476 USD (0)
Ø price 100 days Ø volume 100 days (pcs.)	154.8918 USD (0)
Ø price 250 days Ø volume 250 days (pcs.)	131.7846 USD (0)
YTD High date	182.8154 USD (2024/10/17)
YTD Low date	105.6181 USD (2024/01/03)
52 Weeks High date	182.8154 USD (2024/10/17)
52 Weeks Low date	104.0218 USD (2023/12/14)

Recent Research

on underlying	on sector	on market	
Date		Headline	Download
2024/09/27		Global Equity Ratings	
2024/09/27		Aktienempfehlungen Global	
2024/09/11		Global Equity Ratings	
2024/09/11		Aktienempfehlungen Global	
2024/09/05		Global Equity Ratings	