

ORACLE CORP. FUTURE (ORCF) - EUX/C11

2024/09/18 18:41:11

Price
168.6226 USD

Difference  **-2.15% (-3.71)**

General attributes

Symbol	ORCF11
Exchange	Eurex
Currency	USD
Security type	Future
Underlying	ORACLE CORP
Maturity	07-2025
Contract size	100

Market data

Bid (Bid size)	- USD (-)
Ask (Ask size)	- USD (-)
Open	168.6226 USD
High	168.6226 USD
Low	168.6226 USD
Close (prev. day)	172.3328 USD
Underlying	ORACLE CORP
Underlying price (date)	164.44 (24/09/18)
Settlement price (date)	168.62 (24/09/18)
Open Interest	0

Performance and Risk

	6m	1y	3y
Perf (%)	+33.71%	+47.64%	-
Perf (abs.)	+43.44	+55.61	-
Beta	-	-	-
Volatility	45.43	38.84	-

Futures and Options

Related Futures	-
Related Options	-












5y

Information about previous performance does not guarantee future performance.
Source: FactSet

Price data

Ø price 5 days Ø volume 5 days (pcs.)	167.9996 USD (0)
Ø price 30 days Ø volume 30 days (pcs.)	146.8731 USD (0)
Ø price 100 days Ø volume 100 days (pcs.)	145.4092 USD (0)
Ø price 250 days Ø volume 250 days (pcs.)	124.4678 USD (0)
YTD High date	176.1905 USD (2024/09/16)
YTD Low date	105.6181 USD (2024/01/03)
52 Weeks High date	176.1905 USD (2024/09/16)
52 Weeks Low date	104.0218 USD (2023/12/14)

Recent Research

on underlying	on sector	on market	
Date		Headline	Download
2024/09/11		Global Equity Ratings	
2024/09/11		Aktienempfehlungen Global	
2024/09/05		Global Equity Ratings	
2024/09/05		Aktienempfehlungen Global	
2024/08/12		Global Equity Ratings	