

ORACLE CORP. FUTURE (ORCF) - EUX/C1

2024/06/21 19:14:44

Price
143.64 USD
 Difference  0.28% (0.40)

General attributes

Symbol	ORCF1
Exchange	Eurex
Currency	USD
Security type	Future
Underlying	ORACLE CORP
Maturity	07-2024
Contract size	100

Market data

Bid (Bid size)	- USD (-)
Ask (Ask size)	- USD (-)
Open	141.7331 USD
High	143.64 USD
Low	141.7331 USD
Close (prev. day)	143.2412 USD
Underlying	ORACLE CORP
Underlying price (date)	141.20 (24/06/28)
Settlement price (date)	142.66 (24/06/28)
Open Interest	0

Performance and Risk

	6m	1y	3y
Perf (%)	+37.23%	+17.89%	-
Perf (abs.)	+38.97	+21.80	-
Beta	-	-	-
Volatility	43.64	37.60	-

Futures and Options

Related Futures	-
Related Options	-

5y












Information about previous performance does not guarantee future performance.
 Source: FactSet

Price data

Ø price 5 days Ø volume 5 days (pcs.)	142.93 USD (0)
Ø price 30 days Ø volume 30 days (pcs.)	- USD (-)
Ø price 100 days Ø volume 100 days (pcs.)	120.19 USD (0)
Ø price 250 days Ø volume 250 days (pcs.)	114.61 USD (0)
YTD High date	144.37 USD (2024/06/18)
YTD Low date	102.09 USD (2024/01/03)
52 Weeks High date	144.37 USD (2024/06/18)
52 Weeks Low date	99.66 USD (2023/12/15)

Recent Research

on underlying	on sector	on market	
Date		Headline	Download
2024/06/21		Global Equity Ratings	
2024/06/21		Aktienempfehlungen Global	
2024/06/14		Global Equity Ratings	
2024/06/14		Aktienempfehlungen Global	
2024/05/29		Global Equity Ratings	