

3M CO. FUTURE (MMMFC) - EUX/C13

2024/05/06 18:29:57

Price
96.1813 USD
 Difference  -0.15% (-0.15)

General attributes

Symbol	MMMFC13
Exchange	Eurex
Currency	USD
Security type	Future
Underlying	3M COMPANY
Maturity	05-2025
Contract size	100

Market data

Bid (Bid size)	- USD (-)
Ask (Ask size)	- USD (-)
Open	96.1813 USD
High	96.1813 USD
Low	96.1813 USD
Close (prev. day)	96.3271 USD
Underlying	3M COMPANY
Underlying price (date)	96.80 (24/05/07)
Settlement price (date)	96.18 (24/05/06)
Open Interest	0

Performance and Risk

	6m	1y	3y
Perf (%)	+4.06%	-5.22%	-
Perf (abs.)	+3.75	-5.30	-
Beta	-	-	-
Volatility	37.00	34.11	-

Futures and Options

Related Futures	-
Related Options	-

5y












Information about previous performance does not guarantee future performance.
 Source: FactSet

Price data

Ø price 5 days Ø volume 5 days (pcs.)	96.0980 USD (0)
Ø price 30 days Ø volume 30 days (pcs.)	93.9297 USD (0)
Ø price 100 days Ø volume 100 days (pcs.)	97.2533 USD (0)
Ø price 250 days Ø volume 250 days (pcs.)	98.0507 USD (0)
YTD High date	109.8855 USD (2024/01/02)
YTD Low date	88.9170 USD (2024/04/22)
52 Weeks High date	112.9761 USD (2023/07/28)
52 Weeks Low date	84.6941 USD (2023/10/23)

Recent Research

on underlying	on sector	on market	
Date		Headline	Download
2023/06/06		Global Equity Ratings	
2023/06/06		Aktienempfehlungen Global	
2023/06/01		Aktienempfehlungen Global	
2023/06/01		Global Equity Ratings	
2023/05/24		Global Equity Ratings	