

## KERING S.A. FUTURE (PPXH) - EUX/C10

2024/07/12 18:59:06

Price  
346.8232 EURDifference  2.38% (8.05)

## General attributes

Symbol	PPXHC10
Exchange	Eurex
Currency	EUR
Security type	Future
Underlying	KERING S.A.
Maturity	04-2025
Contract size	100

## Market data

Bid (Bid size)	- EUR (-)
Ask (Ask size)	- EUR (-)
Open	346.8232 EUR
High	346.8232 EUR
Low	346.8232 EUR
Close (prev. day)	338.7708 EUR
Underlying	KERING S.A.
Underlying price (date)	339.20 (24/07/12)
Settlement price (date)	346.82 (24/07/12)
Open Interest	0

## Performance and Risk

	6m	1y	3y
Perf (%)	-5.19%	-32.12%	-
Perf (abs.)	-18.97	-164.10	-
Beta	-	-	-
Volatility	40.31	32.93	-

## Futures and Options

Related Futures	-
Related Options	-

5y












Information about previous performance does not guarantee future performance.  
Source: FactSet

## Price data

Ø price 5 days   Ø volume 5 days (pcs.)	- EUR (-)
Ø price 30 days   Ø volume 30 days (pcs.)	323.4077 EUR (0)
Ø price 100 days   Ø volume 100 days (pcs.)	376.2401 EUR (0)
Ø price 250 days   Ø volume 250 days (pcs.)	416.7011 EUR (0)
YTD High   date	439.3971 EUR (2024/02/22)
YTD Low   date	311.1236 EUR (2024/06/17)
52 Weeks High   date	554.4321 EUR (2023/07/20)
52 Weeks Low   date	311.1236 EUR (2024/06/17)

## Recent Research

on underlying	on sector	on market	
Date		Headline	Download
2024/02/14		Global Equity Ratings	
2024/02/14		Aktienempfehlungen Global	
2024/01/23		Global Equity Ratings	
2024/01/23		Aktienempfehlungen Global	
2023/12/21		Global Equity Ratings	