

LOWE'S COMPANIES INC. FUTURE (LOWF) - EUX/C10

2024/09/17 18:46:03

Price
264.3586 USD

Difference  1.24% (3.23)

General attributes

Symbol	LOWFC10
Exchange	Eurex
Currency	USD
Security type	Future
Underlying	LOWES COMPANIES INC.
Maturity	06-2025
Contract size	100

Market data

Bid (Bid size)	- USD (-)
Ask (Ask size)	- USD (-)
Open	264.3586 USD
High	264.3586 USD
Low	264.3586 USD
Close (prev. day)	261.1317 USD
Underlying	LOWES COMPANIES INC.
Underlying price (date)	256.48 (24/09/18)
Settlement price (date)	264.36 (24/09/17)
Open Interest	0

Performance and Risk

	6m	1y	3y
Perf (%)	+5.32%	+14.79%	-
Perf (abs.)	+13.36	+34.06	-
Beta	-	-	-
Volatility	22.11	23.38	-

Futures and Options

Related Futures	-
Related Options	-

5y












Information about previous performance does not guarantee future performance.
Source: FactSet

Price data

Ø price 5 days Ø volume 5 days (pcs.)	258.3242 USD (0)
Ø price 30 days Ø volume 30 days (pcs.)	250.2735 USD (0)
Ø price 100 days Ø volume 100 days (pcs.)	246.8459 USD (0)
Ø price 250 days Ø volume 250 days (pcs.)	230.2994 USD (0)
YTD High date	268.6489 USD (2024/03/21)
YTD Low date	215.8151 USD (2024/01/25)
52 Weeks High date	268.6489 USD (2024/03/21)
52 Weeks Low date	190.1657 USD (2023/10/27)

Recent Research

on sector		on market	
Date		Headline	Download
2024/09/11		Global Equity Ratings	
2024/09/11		Aktienempfehlungen Global	
2024/09/05		Global Equity Ratings	
2024/09/05		Aktienempfehlungen Global	
2024/08/12		Global Equity Ratings	