

LOWE'S COMPANIES INC. FUTURE (LOWF) - EUX/C10

2024/04/30 18:39:34

Price
236.0375 USD

Difference  **-0.95% (-2.25)**

General attributes

Symbol	LOWFC10
Exchange	Eurex
Currency	USD
Security type	Future
Underlying	LOWES COMPANIES INC.
Maturity	03-2025
Contract size	100

Market data

Bid (Bid size)	- USD (-)
Ask (Ask size)	- USD (-)
Open	236.0375 USD
High	236.0375 USD
Low	236.0375 USD
Close (prev. day)	238.2904 USD
Underlying	LOWES COMPANIES INC.
Underlying price (date)	223.35 (24/06/14)
Settlement price (date)	227.48 (24/06/14)
Open Interest	0

Performance and Risk

	6m	1y	3y
Perf (%)	+23.65%	+11.86%	-
Perf (abs.)	+45.15	+25.03	-
Beta	-	-	-
Volatility	24.00	22.92	-

Futures and Options

Related Futures	-
Related Options	-

5y












Information about previous performance does not guarantee future performance.
Source: FactSet

Price data

Ø price 5 days Ø volume 5 days (pcs.)	237.2115 USD (0)
Ø price 30 days Ø volume 30 days (pcs.)	247.0720 USD (0)
Ø price 100 days Ø volume 100 days (pcs.)	235.2620 USD (0)
Ø price 250 days Ø volume 250 days (pcs.)	225.3878 USD (0)
YTD High date	268.6489 USD (2024/03/21)
YTD Low date	215.8151 USD (2024/01/25)
52 Weeks High date	268.6489 USD (2024/03/21)
52 Weeks Low date	190.1657 USD (2023/10/27)

Recent Research

on sector		on market	
Date		Headline	Download
2024/06/14		Global Equity Ratings	
2024/06/14		Aktienempfehlungen Global	
2024/05/31		Equity Weekly	
2024/05/29		Global Equity Ratings	
2024/05/29		Aktienempfehlungen Global	