

ORACLE CORP. FUTURE (ORCF) - EUX/C12

2024/09/18 18:41:11

Price
169.072 USD

Difference  -2.15% (-3.71)

General attributes

Symbol	ORCF12
Exchange	Eurex
Currency	USD
Security type	Future
Underlying	ORACLE CORP
Maturity	08-2025
Contract size	100

Market data

Bid (Bid size)	- USD (-)
Ask (Ask size)	- USD (-)
Open	169.072 USD
High	169.072 USD
Low	169.072 USD
Close (prev. day)	172.7838 USD
Underlying	ORACLE CORP
Underlying price (date)	164.70 (24/09/18)
Settlement price (date)	169.07 (24/09/18)
Open Interest	0

Performance and Risk

	6m	1y	3y
Perf (%)	+33.44%	+47.40%	-
Perf (abs.)	+43.30	+55.56	-
Beta	-	-	-
Volatility	42.66	37.68	-

Futures and Options

Related Futures	-
Related Options	-












Information about previous performance does not guarantee future performance.
Source: FactSet

Price data

Ø price 5 days Ø volume 5 days (pcs.)	168.435 USD (0)
Ø price 30 days Ø volume 30 days (pcs.)	147.198 USD (0)
Ø price 100 days Ø volume 100 days (pcs.)	144.416 USD (0)
Ø price 250 days Ø volume 250 days (pcs.)	124.774 USD (0)
YTD High date	176.635 USD (2024/09/16)
YTD Low date	106.071 USD (2024/01/03)
52 Weeks High date	176.635 USD (2024/09/16)
52 Weeks Low date	104.384 USD (2023/12/14)

Recent Research

on underlying on sector on market			
Date		Headline	Download
2024/09/11		Global Equity Ratings	
2024/09/11		Aktienempfehlungen Global	
2024/09/05		Global Equity Ratings	
2024/09/05		Aktienempfehlungen Global	
2024/08/12		Global Equity Ratings	