

# L'OREAL FUTURE (LORF) - EUX/C12

2024/07/19 19:04:01

**Price**  
**412.8072** EUR

**Difference**  **-0.45% (-1.85)**

### General attributes

|               |              |
|---------------|--------------|
| Symbol        | LORFC12      |
| Exchange      | Eurex        |
| Currency      | EUR          |
| Security type | Future       |
| Underlying    | L'OREAL S.A. |
| Maturity      | 07-2025      |
| Contract size | 100          |

### Market data

|                         |                   |
|-------------------------|-------------------|
| Bid (Bid size)          | - EUR (-)         |
| Ask (Ask size)          | - EUR (-)         |
| Open                    | 412.8072 EUR      |
| High                    | 412.8072 EUR      |
| Low                     | 412.8072 EUR      |
| Close (prev. day)       | 414.6552 EUR      |
| Underlying              | L'OREAL S.A.      |
| Underlying price (date) | 404.45 (24/07/19) |
| Settlement price (date) | 413.79 (24/07/19) |
| Open Interest           | 0                 |

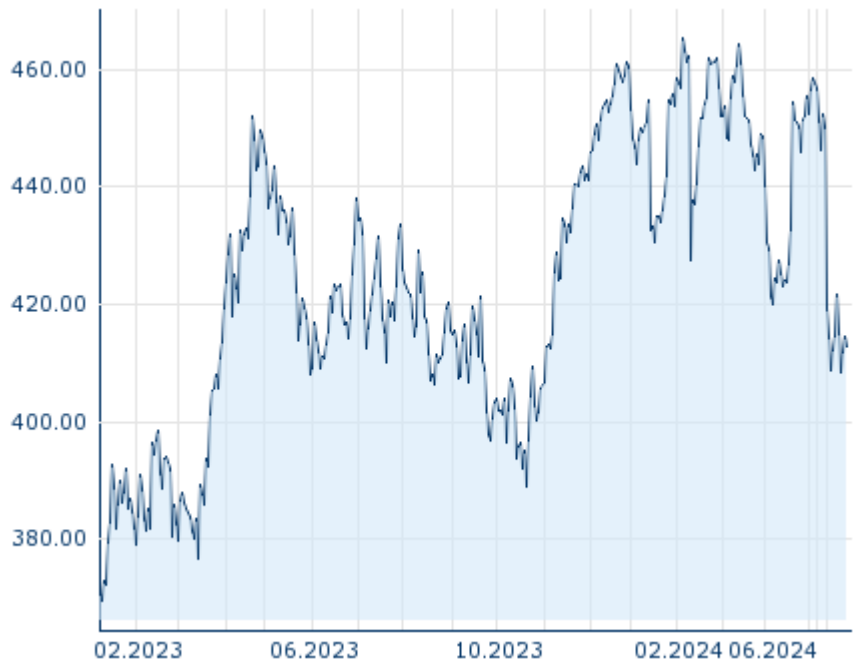
### Performance and Risk

|             | 6m     | 1y     | 3y |
|-------------|--------|--------|----|
| Perf (%)    | -5.08% | -0.65% | -  |
| Perf (abs.) | -22.08 | -2.70  | -  |
| Beta        | -      | -      | -  |
| Volatility  | 25.38  | 21.46  | -  |

### Futures and Options

|                 |   |
|-----------------|---|
| Related Futures | - |
| Related Options | - |

5y













Information about previous performance does not guarantee future performance.  
 Source: FactSet

### Price data

|   |                           |
|---|---------------------------|
| Ø price 5 days   Ø volume 5 days (pcs.)     | 412.6035 EUR (0)          |
| Ø price 30 days   Ø volume 30 days (pcs.)   | 425.6972 EUR (0)          |
| Ø price 100 days   Ø volume 100 days (pcs.) | 440.1487 EUR (0)          |
| Ø price 250 days   Ø volume 250 days (pcs.) | 432.3203 EUR (0)          |
| YTD High   date                             | 465.3481 EUR (2024/02/05) |
| YTD Low   date                              | 408.5202 EUR (2024/07/16) |
| 52 Weeks High   date                        | 465.3481 EUR (2024/02/05) |
| 52 Weeks Low   date                         | 388.8616 EUR (2023/10/20) |

### Recent Research

| on underlying | on sector   | on market                 |   |
|---------------|---|---------------------------|---|
| Date          |   | Headline                  | Download  |
| 2024/07/15    |  | Aktienempfehlungen Global |  |
| 2024/07/12    |  | Global Equity Ratings     |  |
| 2024/06/21    |  | Global Equity Ratings     |  |
| 2024/06/21    |  | Aktienempfehlungen Global |  |
| 2024/06/14    |  | Global Equity Ratings     |  |