

L'OREAL FUTURE (LORF) - EUX/C12

2024/05/06 18:29:53

Price
458.4333 EURDifference  0.43% (1.96)

General attributes

Symbol	LORFC12
Exchange	Eurex
Currency	EUR
Security type	Future
Underlying	L'OREAL S.A.
Maturity	04-2025
Contract size	100

Market data

Bid (Bid size)	- EUR (-)
Ask (Ask size)	- EUR (-)
Open	458.4333 EUR
High	458.4333 EUR
Low	458.4333 EUR
Close (prev. day)	456.4686 EUR
Underlying	L'OREAL S.A.
Underlying price (date)	455.55 (24/05/13)
Settlement price (date)	471.15 (24/05/13)
Open Interest	0

Performance and Risk

	6m	1y	3y
Perf (%)	+11.10%	+4.31%	-
Perf (abs.)	+45.81	+18.96	-
Beta	-	-	-
Volatility	20.68	19.84	-

Futures and Options

Related Futures	-
Related Options	-












Information about previous performance does not guarantee future performance.
Source: FactSet

Price data

Ø price 5 days Ø volume 5 days (pcs.)	454.9435 EUR (0)
Ø price 30 days Ø volume 30 days (pcs.)	440.0747 EUR (0)
Ø price 100 days Ø volume 100 days (pcs.)	448.2279 EUR (0)
Ø price 250 days Ø volume 250 days (pcs.)	430.2596 EUR (0)
YTD High date	465.3481 EUR (2024/02/05)
YTD Low date	419.8453 EUR (2024/04/08)
52 Weeks High date	465.3481 EUR (2024/02/05)
52 Weeks Low date	388.8616 EUR (2023/10/20)

Recent Research

on underlying	on sector	on market	
Date		Headline	Download
2024/04/26		Global Equity Ratings	
2024/04/26		Aktienempfehlungen Global	
2024/04/03		Global Equity Ratings	
2024/04/03		Aktienempfehlungen Global	
2024/03/13		Global Equity Ratings	