

# MICROSOFT CORP. FUTURE (MSTF) - EUX/C13

2024/07/26 18:35:35

Price  
**444.9527** USD

Difference  0.72% (3.17)

### General attributes

Symbol	MSTFC13
Exchange	Eurex
Currency	USD
Security type	Future
Underlying	MICROSOFT CORP.
Maturity	08-2025
Contract size	100

### Market data

Bid (Bid size)	- USD (-)
Ask (Ask size)	- USD (-)
Open	444.9527 USD
High	444.9527 USD
Low	444.9527 USD
Close (prev. day)	441.7784 USD
Underlying	MICROSOFT CORP.
Underlying price (date)	425.27 (24/07/26)
Settlement price (date)	444.95 (24/07/26)
Open Interest	0

### Performance and Risk

	6m	1y	3y
Perf (%)	+5.03%	+25.39%	-
Perf (abs.)	+21.30	+90.09	-
Beta	-	-	-
Volatility	32.00	25.04	-

### Futures and Options

Related Futures	-
Related Options	-

5y












Information about previous performance does not guarantee future performance.  
Source: FactSet

### Price data

Ø price 5 days   Ø volume 5 days (pcs.)	454.5588 USD (0)
Ø price 30 days   Ø volume 30 days (pcs.)	462.9029 USD (0)
Ø price 100 days   Ø volume 100 days (pcs.)	444.4864 USD (0)
Ø price 250 days   Ø volume 250 days (pcs.)	396.2480 USD (0)
YTD High   date	475.9422 USD (2024/07/15)
YTD Low   date	387.6233 USD (2024/01/08)
52 Weeks High   date	475.9422 USD (2024/07/15)
52 Weeks Low   date	326.8064 USD (2023/09/27)

### Recent Research

on underlying	on sector	on market	
Date		Headline	Download
2024/07/24		Global Equity Ratings	
2024/07/24		Aktienempfehlungen Global	
2024/07/15		Aktienempfehlungen Global	
2024/07/12		Global Equity Ratings	
2024/06/21		Global Equity Ratings	