

MICROSOFT CORP. FUTURE (MSTF) - EUX/C13

2024/07/16 18:50:42

Price
469.1333 USD

Difference  **-1.43% (-6.81)**

General attributes

Symbol	MSTFC13
Exchange	Eurex
Currency	USD
Security type	Future
Underlying	MICROSOFT CORP.
Maturity	07-2025
Contract size	100

Market data

Bid (Bid size)	- USD (-)
Ask (Ask size)	- USD (-)
Open	469.1333 USD
High	469.1333 USD
Low	469.1333 USD
Close (prev. day)	475.9422 USD
Underlying	MICROSOFT CORP.
Underlying price (date)	449.52 (24/07/16)
Settlement price (date)	469.13 (24/07/16)
Open Interest	0

Performance and Risk

	6m	1y	3y
Perf (%)	+14.80%	+27.97%	-
Perf (abs.)	+60.48	+102.53	-
Beta	-	-	-
Volatility	31.90	25.06	-

Futures and Options

Related Futures	-
Related Options	-

5y












Information about previous performance does not guarantee future performance.
 Source: FactSet

Price data

Ø price 5 days Ø volume 5 days (pcs.)	473.6586 USD (0)
Ø price 30 days Ø volume 30 days (pcs.)	469.8988 USD (0)
Ø price 100 days Ø volume 100 days (pcs.)	440.5597 USD (0)
Ø price 250 days Ø volume 250 days (pcs.)	392.2503 USD (0)
YTD High date	475.9422 USD (2024/07/15)
YTD Low date	387.6233 USD (2024/01/08)
52 Weeks High date	475.9422 USD (2024/07/15)
52 Weeks Low date	326.8064 USD (2023/09/27)

Recent Research

on underlying	on sector	on market	
Date		Headline	Download
2024/07/15		Aktienempfehlungen Global	
2024/07/12		Global Equity Ratings	
2024/06/21		Global Equity Ratings	
2024/06/21		Aktienempfehlungen Global	
2024/06/14		Global Equity Ratings	