

PEPSICO INC. FUTURE (PEPF) - EUX/C11

2024/05/06 18:30:02

Price
178.2674 USD

Difference  -0.21% (-0.38)

General attributes

Symbol	PEPFC11
Exchange	Eurex
Currency	USD
Security type	Future
Underlying	PEPSICO INC.
Maturity	04-2025
Contract size	100

Market data

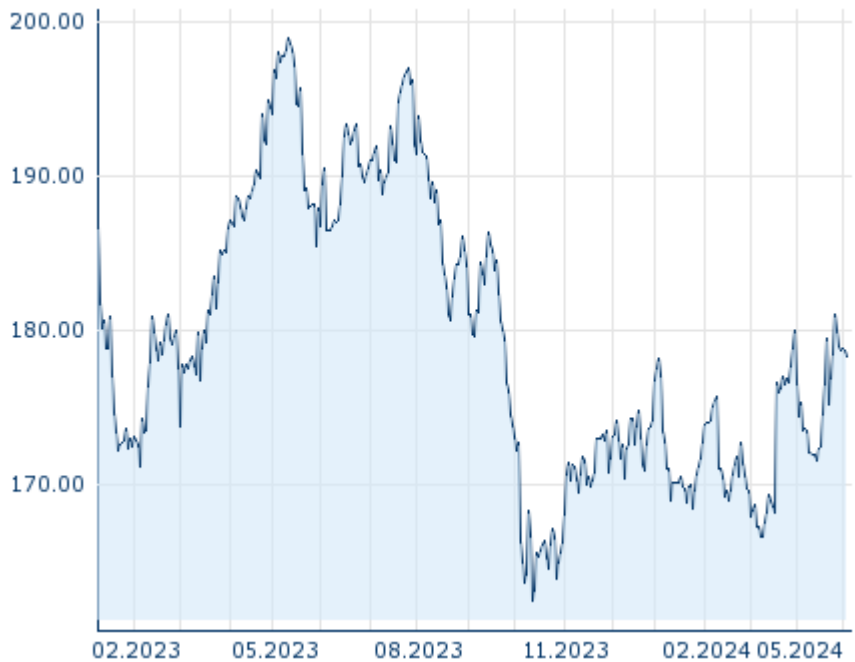
Bid (Bid size)	- USD (-)
Ask (Ask size)	- USD (-)
Open	178.2674 USD
High	178.2674 USD
Low	178.2674 USD
Close (prev. day)	178.6489 USD
Underlying	PEPSICO INC.
Underlying price (date)	173.38 (24/05/28)
Settlement price (date)	175.89 (24/05/28)
Open Interest	0

Performance and Risk

	6m	1y	3y
Perf (%)	+4.72%	-9.99%	-
Perf (abs.)	+8.04	-19.79	-
Beta	-	-	-
Volatility	14.79	14.95	-

Futures and Options

Related Futures	-
Related Options	-













Information about previous performance does not guarantee future performance.
Source: FactSet

Price data

Ø price 5 days Ø volume 5 days (pcs.)	178.6608 USD (0)
Ø price 30 days Ø volume 30 days (pcs.)	176.0427 USD (0)
Ø price 100 days Ø volume 100 days (pcs.)	172.8012 USD (0)
Ø price 250 days Ø volume 250 days (pcs.)	178.1982 USD (0)
YTD High date	180.9860 USD (2024/04/25)
YTD Low date	166.5081 USD (2024/03/07)
52 Weeks High date	198.9775 USD (2023/05/12)
52 Weeks Low date	162.3898 USD (2023/10/12)

Recent Research

on underlying	on sector	on market	
Date		Headline	Download
2024/05/29		Global Equity Ratings	
2024/05/29		Aktienempfehlungen Global	
2024/04/26		Global Equity Ratings	
2024/04/26		Aktienempfehlungen Global	
2024/04/03		Global Equity Ratings	

5y