

# PEPSICO INC. FUTURE (PEPF) - EUX/C1

2024/07/16 18:50:50

**Price**  
**163.5625** USD

**Difference**  **-0.72% (-1.19)**

### General attributes

Symbol	PEPFC1
Exchange	Eurex
Currency	USD
Security type	Future
Underlying	PEPSICO INC.
Maturity	07-2024
Contract size	100

### Market data

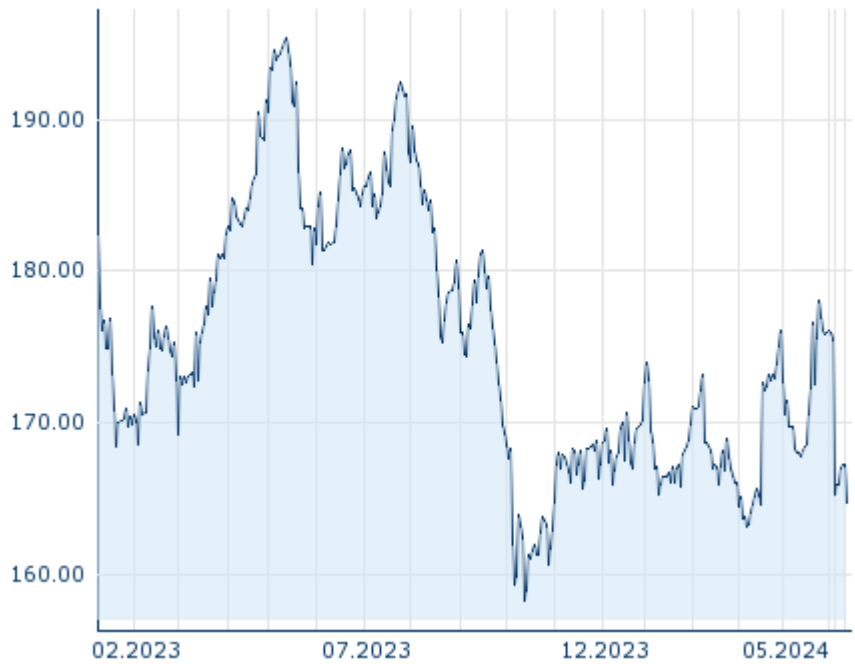
Bid (Bid size)	- USD (-)
Ask (Ask size)	- USD (-)
Open	163.5625 USD
High	163.5625 USD
Low	163.5625 USD
Close (prev. day)	164.7479 USD
Underlying	PEPSICO INC.
Underlying price (date)	164.24 (24/07/16)
Settlement price (date)	163.56 (24/07/16)
Open Interest	0

### Performance and Risk

	6m	1y	3y
Perf (%)	-1.05%	-12.31%	-
Perf (abs.)	-1.74	-23.12	-
Beta	-	-	-
Volatility	18.79	16.86	-

### Futures and Options

Related Futures	-
Related Options	-












Information about previous performance does not guarantee future performance.  
Source: FactSet

### Price data

Ø price 5 days   Ø volume 5 days (pcs.)	- USD (-)
Ø price 30 days   Ø volume 30 days (pcs.)	166.2078 USD (0)
Ø price 100 days   Ø volume 100 days (pcs.)	169.6450 USD (0)
Ø price 250 days   Ø volume 250 days (pcs.)	171.0480 USD (0)
YTD High   date	178.0860 USD (2024/04/25)
YTD Low   date	163.1832 USD (2024/03/07)
52 Weeks High   date	192.3855 USD (2023/07/26)
52 Weeks Low   date	158.3178 USD (2023/10/12)

### Recent Research

on underlying	on sector	on market	
Date		Headline	Download
2024/07/15		Aktienempfehlungen Global	
2024/07/12		Global Equity Ratings	
2024/06/21		Global Equity Ratings	
2024/06/21		Aktienempfehlungen Global	
2024/06/14		Global Equity Ratings	