

PEPSICO INC. FUTURE (PEPF) - EUX/C1

2024/04/30 18:39:43

Price
175.854 USD

Difference  **-0.12% (-0.21)**

General attributes

Symbol	PEPFC1
Exchange	Eurex
Currency	USD
Security type	Future
Underlying	PEPSICO INC.
Maturity	06-2024
Contract size	100

Market data

Bid (Bid size)	- USD (-)
Ask (Ask size)	- USD (-)
Open	175.854 USD
High	175.854 USD
Low	175.854 USD
Close (prev. day)	176.0659 USD
Underlying	PEPSICO INC.
Underlying price (date)	180.92 (24/05/22)
Settlement price (date)	180.13 (24/05/21)
Open Interest	0

Performance and Risk

	6m	1y	3y
Perf (%)	+5.17%	-9.74%	-
Perf (abs.)	+8.63	-18.94	-
Beta	-	-	-
Volatility	15.20	15.27	-

Futures and Options

Related Futures	-
Related Options	-












Information about previous performance does not guarantee future performance.
Source: FactSet

Price data

Ø price 5 days Ø volume 5 days (pcs.)	175.906 USD (0)
Ø price 30 days Ø volume 30 days (pcs.)	172.603 USD (0)
Ø price 100 days Ø volume 100 days (pcs.)	169.384 USD (0)
Ø price 250 days Ø volume 250 days (pcs.)	174.090 USD (0)
YTD High date	178.086 USD (2024/04/25)
YTD Low date	163.183 USD (2024/03/07)
52 Weeks High date	195.345 USD (2023/05/12)
52 Weeks Low date	158.318 USD (2023/10/12)

Recent Research

on underlying	on sector	on market	
Date		Headline	Download
2024/04/26		Global Equity Ratings	
2024/04/26		Aktienempfehlungen Global	
2024/04/03		Global Equity Ratings	
2024/04/03		Aktienempfehlungen Global	
2024/03/13		Global Equity Ratings	