

UMICORE S.A. FUTURE (NVJH) - EUX/C10

2024/07/26 18:35:38

Price
12.7659 EUR

Difference  -6.58% (-0.90)

General attributes

Symbol	NVJHC10
Exchange	Eurex
Currency	EUR
Security type	Future
Underlying	UMICORE S.A.
Maturity	05-2025
Contract size	100

Market data

Bid (Bid size)	- EUR (-)
Ask (Ask size)	- EUR (-)
Open	12.7659 EUR
High	12.7659 EUR
Low	12.7659 EUR
Close (prev. day)	13.665 EUR
Underlying	UMICORE S.A.
Underlying price (date)	13.11 (24/07/26)
Settlement price (date)	12.77 (24/07/26)
Open Interest	0

Performance and Risk

	6m	1y	3y
Perf (%)	-41.87%	-53.77%	-
Perf (abs.)	-9.20	-14.85	-
Beta	-	-	-
Volatility	92.74	63.65	-

Futures and Options

Related Futures	-
Related Options	-












Information about previous performance does not guarantee future performance.
Source: FactSet

Price data

Ø price 5 days Ø volume 5 days (pcs.)	13.6992 EUR (0)
Ø price 30 days Ø volume 30 days (pcs.)	14.2687 EUR (0)
Ø price 100 days Ø volume 100 days (pcs.)	18.9558 EUR (0)
Ø price 250 days Ø volume 250 days (pcs.)	21.9122 EUR (0)
YTD High date	24.8695 EUR (2024/01/02)
YTD Low date	12.7659 EUR (2024/07/26)
52 Weeks High date	27.8862 EUR (2023/07/28)
52 Weeks Low date	12.7659 EUR (2024/07/26)

Recent Research

on sector		on market	
Date		Headline	Download
2024/07/26		Equity Weekly	
2024/07/24		Global Equity Ratings	
2024/07/24		Aktienempfehlungen Global	
2024/07/15		Aktienempfehlungen Global	
2024/07/12		Equity Weekly	