

LOWE'S COMPANIES INC. FUTURE (LOWF) - EUX/C11

2024/08/15 18:48:17

Price
245.9618 USD

Difference  0.67% (1.65)

General attributes

Symbol	LOWFC11
Exchange	Eurex
Currency	USD
Security type	Future
Underlying	LOWES COMPANIES INC.
Maturity	07-2025
Contract size	100

Market data

Bid (Bid size)	- USD (-)
Ask (Ask size)	- USD (-)
Open	245.9618 USD
High	245.9618 USD
Low	245.9618 USD
Close (prev. day)	244.3163 USD
Underlying	LOWES COMPANIES INC.
Underlying price (date)	239.89 (24/08/16)
Settlement price (date)	245.66 (24/08/15)
Open Interest	0

Performance and Risk

	6m	1y	3y
Perf (%)	+4.93%	+6.05%	-
Perf (abs.)	+11.56	+14.02	-
Beta	-	-	-
Volatility	21.97	23.77	-

Futures and Options

Related Futures	-
Related Options	-

5y












Information about previous performance does not guarantee future performance.
Source: FactSet

Price data

Ø price 5 days Ø volume 5 days (pcs.)	241.9545 USD (0)
Ø price 30 days Ø volume 30 days (pcs.)	245.0722 USD (0)
Ø price 100 days Ø volume 100 days (pcs.)	243.3321 USD (0)
Ø price 250 days Ø volume 250 days (pcs.)	228.7240 USD (0)
YTD High date	268.8235 USD (2024/03/21)
YTD Low date	216.7384 USD (2024/01/25)
52 Weeks High date	268.8235 USD (2024/03/21)
52 Weeks Low date	191.1486 USD (2023/10/27)

Recent Research

on sector		on market	
Date		Headline	Download
2024/08/12		Global Equity Ratings	
2024/08/12		Aktienempfehlungen Global	
2024/07/24		Global Equity Ratings	
2024/07/24		Aktienempfehlungen Global	
2024/07/15		Aktienempfehlungen Global	