

LOWE'S COMPANIES INC. FUTURE (LOWF) - EUX/C11

2024/08/09 18:43:26

Price
242.557 USD
 Difference  0.33% (0.81)

General attributes

Symbol: LOWFC11
 Exchange: Eurex
 Currency: USD
 Security type: Future
 Underlying: LOWES COMPANIES INC.
 Maturity: 06-2025
 Contract size: 100

Market data

Bid (Bid size): - USD (-)
 Ask (Ask size): - USD (-)
 Open: 242.557 USD
 High: 242.557 USD
 Low: 242.557 USD
 Close (prev. day): 241.7496 USD
 Underlying: LOWES COMPANIES INC.
 Underlying price (date): 235.83 (24/08/09)
 Settlement price (date): 242.56 (24/08/09)
 Open Interest: 0

Performance and Risk

	6m	1y	3y
Perf (%)	+6.74%	+6.79%	-
Perf (abs.)	+15.32	+15.42	-
Beta	-	-	-
Volatility	21.51	23.59	-

Futures and Options

Related Futures: -
 Related Options: -

5y












Information about previous performance does not guarantee future performance.
 Source: FactSet

Price data

Ø price 5 days Ø volume 5 days (pcs.)	244.147 USD (0)
Ø price 30 days Ø volume 30 days (pcs.)	245.695 USD (0)
Ø price 100 days Ø volume 100 days (pcs.)	244.908 USD (0)
Ø price 250 days Ø volume 250 days (pcs.)	228.483 USD (0)
YTD High date	268.824 USD (2024/03/21)
YTD Low date	216.738 USD (2024/01/25)
52 Weeks High date	268.824 USD (2024/03/21)
52 Weeks Low date	191.149 USD (2023/10/27)

Recent Research

on sector		on market	
Date		Headline	Download
2024/07/24		Global Equity Ratings	
2024/07/24		Aktienempfehlungen Global	
2024/07/15		Aktienempfehlungen Global	
2024/07/12		Global Equity Ratings	
2024/06/21		Equity Weekly	