

LOWE'S COMPANIES INC. FUTURE (LOWF) - EUX/C11

2024/07/19 19:04:02

Price
244.8329 USD

Difference  **-2.12% (-5.31)**

General attributes

Symbol	LOWFC11
Exchange	Eurex
Currency	USD
Security type	Future
Underlying	LOWES COMPANIES INC.
Maturity	06-2025
Contract size	100

Market data

Bid (Bid size)	- USD (-)
Ask (Ask size)	- USD (-)
Open	244.8329 USD
High	244.8329 USD
Low	244.8329 USD
Close (prev. day)	250.1383 USD
Underlying	LOWES COMPANIES INC.
Underlying price (date)	238.52 (24/07/19)
Settlement price (date)	245.90 (24/07/19)
Open Interest	0

Performance and Risk

	6m	1y	3y
Perf (%)	+9.05%	+3.30%	-
Perf (abs.)	+20.31	+7.83	-
Beta	-	-	-
Volatility	22.53	23.51	-

Futures and Options

Related Futures	-
Related Options	-

5y












Information about previous performance does not guarantee future performance.
Source: FactSet

Price data

Ø price 5 days Ø volume 5 days (pcs.)	245.7900 USD (0)
Ø price 30 days Ø volume 30 days (pcs.)	240.0900 USD (0)
Ø price 100 days Ø volume 100 days (pcs.)	246.2993 USD (0)
Ø price 250 days Ø volume 250 days (pcs.)	227.6186 USD (0)
YTD High date	268.8235 USD (2024/03/21)
YTD Low date	216.7384 USD (2024/01/25)
52 Weeks High date	268.8235 USD (2024/03/21)
52 Weeks Low date	191.1486 USD (2023/10/27)

Recent Research

Date	on sector	on market	Headline	Download
2024/07/15			Aktienempfehlungen Global	
2024/07/12			Global Equity Ratings	
2024/06/21			Equity Weekly	
2024/06/21			Global Equity Ratings	
2024/06/21			Aktienempfehlungen Global	