

L'OREAL FUTURE (LORF) - EUX/C13

2024/07/12 18:58:48

Price
422.8485 EURDifference  1.77% (7.34)

General attributes

Symbol	LORFC13
Exchange	Eurex
Currency	EUR
Security type	Future
Underlying	L'OREAL S.A.
Maturity	07-2025
Contract size	100

Market data

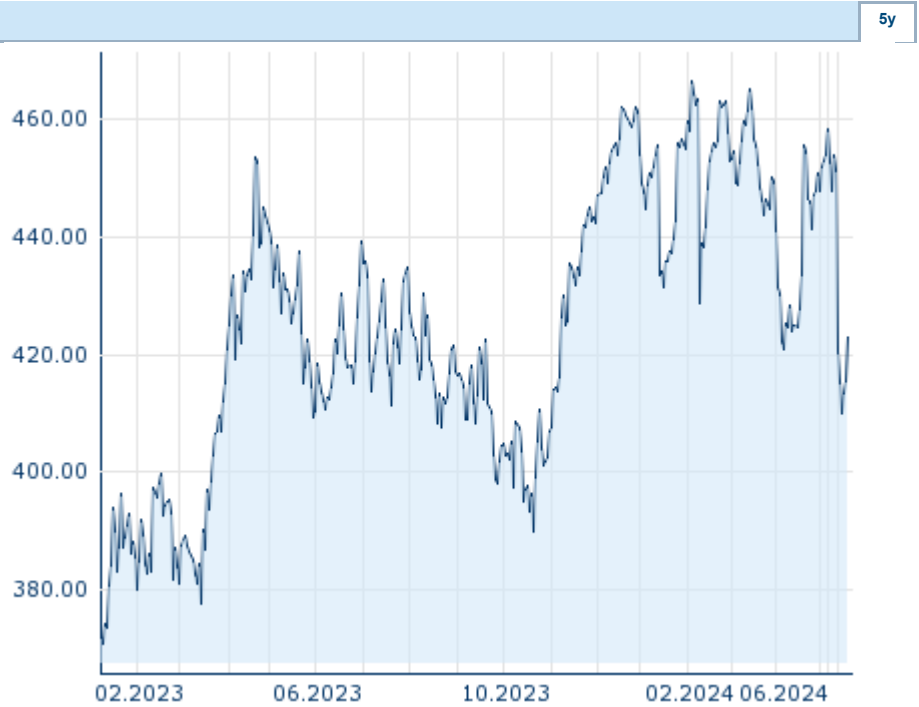
Bid (Bid size)	- EUR (-)
Ask (Ask size)	- EUR (-)
Open	422.8485 EUR
High	422.8485 EUR
Low	422.8485 EUR
Close (prev. day)	415.5096 EUR
Underlying	L'OREAL S.A.
Underlying price (date)	412.60 (24/07/12)
Settlement price (date)	422.85 (24/07/12)
Open Interest	0

Performance and Risk

	6m	1y	3y
Perf (%)	-7.19%	-0.65%	-
Perf (abs.)	-32.75	-2.75	-
Beta	-	-	-
Volatility	25.37	21.76	-

Futures and Options

Related Futures	-
Related Options	-












Information about previous performance does not guarantee future performance.
Source: FactSet

Price data

Ø price 5 days Ø volume 5 days (pcs.)	415.4444 EUR (0)
Ø price 30 days Ø volume 30 days (pcs.)	432.9254 EUR (0)
Ø price 100 days Ø volume 100 days (pcs.)	444.3256 EUR (0)
Ø price 250 days Ø volume 250 days (pcs.)	433.5121 EUR (0)
YTD High date	466.5530 EUR (2024/02/05)
YTD Low date	409.9228 EUR (2024/07/09)
52 Weeks High date	466.5530 EUR (2024/02/05)
52 Weeks Low date	389.9714 EUR (2023/10/20)

Recent Research

on underlying	on sector	on market	
Date		Headline	Download
2024/07/12		Global Equity Ratings	
2024/07/12		Aktienempfehlungen Global	
2024/06/21		Global Equity Ratings	
2024/06/21		Aktienempfehlungen Global	
2024/06/14		Global Equity Ratings	