

NAGARRO SE FUTURE (NAGF) - EUX/C13

2024/06/21 19:17:30

Price
75.3297 EUR

Difference  **-0.81% (-0.61)**

General attributes

Symbol	NAGFC13
Exchange	Eurex
Currency	EUR
Security type	Future
Underlying	NAGARRO SE
Maturity	12-2025
Contract size	100

Market data

Bid (Bid size)	- EUR (-)
Ask (Ask size)	- EUR (-)
Open	75.3297 EUR
High	75.3297 EUR
Low	75.3297 EUR
Close (prev. day)	75.944 EUR
Underlying	NAGARRO SE
Underlying price (date)	77.60 (24/06/21)
Settlement price (date)	74.01 (24/06/21)
Open Interest	0

Performance and Risk

	6m	1y	3y
Perf (%)	-10.24%	-0.72%	-
Perf (abs.)	-8.59	-0.54	-
Beta	-	-	-
Volatility	45.74	43.02	-

Futures and Options

Related Futures	-
Related Options	-

5y












Information about previous performance does not guarantee future performance.
Source: FactSet

Price data

Ø price 5 days Ø volume 5 days (pcs.)	75.2153 EUR (0)
Ø price 30 days Ø volume 30 days (pcs.)	- EUR (-)
Ø price 100 days Ø volume 100 days (pcs.)	75.4202 EUR (0)
Ø price 250 days Ø volume 250 days (pcs.)	75.4986 EUR (0)
YTD High date	88.1158 EUR (2024/01/25)
YTD Low date	64.0085 EUR (2024/04/22)
52 Weeks High date	88.1158 EUR (2024/01/25)
52 Weeks Low date	61.8651 EUR (2023/10/30)

Recent Research

on sector		on market	
Date		Headline	Download
2024/06/21		Equity Weekly	
2024/06/21		Global Equity Ratings	
2024/06/21		Aktienempfehlungen Global	
2024/06/14		Global Equity Ratings	
2024/06/14		Aktienempfehlungen Global	