

NEMETSCHEK AG FUTURE (NETF) - EUX/C1

2024/07/26 18:35:37

Price
86.6006 EUR

Difference  0.40% (0.34)

General attributes

Symbol	NETFC1
Exchange	Eurex
Currency	EUR
Security type	Future
Underlying	NEMETSCHEK SE
Maturity	08-2024
Contract size	100

Market data

Bid (Bid size)	- EUR (-)
Ask (Ask size)	- EUR (-)
Open	86.6006 EUR
High	86.6006 EUR
Low	86.6006 EUR
Close (prev. day)	86.2593 EUR
Underlying	NEMETSCHEK SE
Underlying price (date)	86.40 (24/07/26)
Settlement price (date)	86.60 (24/07/26)
Open Interest	0

Performance and Risk

	6m	1y	3y
Perf (%)	+3.28%	+34.71%	-
Perf (abs.)	+2.75	+22.32	-
Beta	-	-	-
Volatility	33.55	31.00	-

Futures and Options

Related Futures	-
Related Options	-












Information about previous performance does not guarantee future performance.
Source: FactSet

Price data

Ø price 5 days Ø volume 5 days (pcs.)	88.2742 EUR (0)
Ø price 30 days Ø volume 30 days (pcs.)	90.3091 EUR (0)
Ø price 100 days Ø volume 100 days (pcs.)	87.2943 EUR (0)
Ø price 250 days Ø volume 250 days (pcs.)	76.8352 EUR (0)
YTD High date	93.5724 EUR (2024/07/12)
YTD Low date	73.8340 EUR (2024/01/05)
52 Weeks High date	93.5724 EUR (2024/07/12)
52 Weeks Low date	55.6651 EUR (2023/09/26)

Recent Research

on sector		on market	
Date		Headline	Download
2024/07/26		Equity Weekly	
2024/07/24		Global Equity Ratings	
2024/07/24		Aktienempfehlungen Global	
2024/07/15		Aktienempfehlungen Global	
2024/07/12		Global Equity Ratings	