

LILLY & CO., ELI FUTURE (LLYF) - EUX/C10

2024/07/26 18:35:32

Price
844.6275 USD

Difference  -2.15% (-18.53)

General attributes

Symbol	LLYFC10
Exchange	Eurex
Currency	USD
Security type	Future
Underlying	ELI LILLY AND COMPANY
Maturity	05-2025
Contract size	100

Market data

Bid (Bid size)	- USD (-)
Ask (Ask size)	- USD (-)
Open	844.6275 USD
High	844.6275 USD
Low	844.6275 USD
Close (prev. day)	863.1593 USD
Underlying	ELI LILLY AND COMPANY
Underlying price (date)	804.62 (24/07/26)
Settlement price (date)	844.63 (24/07/26)
Open Interest	0

Performance and Risk

	6m	1y	3y
Perf (%)	+27.86%	+80.53%	-
Perf (abs.)	+184.06	+376.78	-
Beta	-	-	-
Volatility	44.32	38.34	-

Futures and Options

Related Futures	-
Related Options	-












5y

Information about previous performance does not guarantee future performance.
Source: FactSet

Price data

Ø price 5 days Ø volume 5 days (pcs.)	881.3958 USD (0)
Ø price 30 days Ø volume 30 days (pcs.)	929.1440 USD (0)
Ø price 100 days Ø volume 100 days (pcs.)	836.3405 USD (0)
Ø price 250 days Ø volume 250 days (pcs.)	690.8395 USD (0)
YTD High date	987.0999 USD (2024/07/15)
YTD Low date	606.5798 USD (2024/01/02)
52 Weeks High date	987.0999 USD (2024/07/15)
52 Weeks Low date	466.7817 USD (2023/08/04)

Recent Research

on underlying	on sector	on market	
Date		Headline	Download
2024/07/24		Global Equity Ratings	
2024/07/24		Aktienempfehlungen Global	
2024/07/15		Aktienempfehlungen Global	
2024/07/12		Global Equity Ratings	
2024/06/21		Global Equity Ratings	