

LOWE'S COMPANIES INC. FUTURE (LOWF) - EUX/C13

2024/09/16 18:46:52

Price
262.2137 USD

Difference  **-0.52% (-1.36)**

General attributes

Symbol	LOWFC13
Exchange	Eurex
Currency	USD
Security type	Future
Underlying	LOWES COMPANIES INC.
Maturity	09-2025
Contract size	100

Market data

Bid (Bid size)	- USD (-)
Ask (Ask size)	- USD (-)
Open	262.2137 USD
High	262.2137 USD
Low	262.2137 USD
Close (prev. day)	263.578 USD
Underlying	LOWES COMPANIES INC.
Underlying price (date)	256.64 (24/09/16)
Settlement price (date)	262.21 (24/09/16)
Open Interest	0

Performance and Risk

	6m	1y	3y
Perf (%)	+3.66%	+12.82%	-
Perf (abs.)	+9.25	+29.79	-
Beta	-	-	-
Volatility	27.29	26.27	-

Futures and Options

Related Futures	-
Related Options	-

5y












Information about previous performance does not guarantee future performance.
Source: FactSet

Price data

Ø price 5 days Ø volume 5 days (pcs.)	257.0727 USD (0)
Ø price 30 days Ø volume 30 days (pcs.)	250.9608 USD (0)
Ø price 100 days Ø volume 100 days (pcs.)	245.4601 USD (0)
Ø price 250 days Ø volume 250 days (pcs.)	231.8130 USD (0)
YTD High date	270.7122 USD (2024/03/21)
YTD Low date	217.2881 USD (2024/01/25)
52 Weeks High date	270.7122 USD (2024/03/21)
52 Weeks Low date	191.6428 USD (2023/10/27)

Recent Research

on sector		on market	
Date		Headline	Download
2024/09/11		Global Equity Ratings	
2024/09/11		Aktienempfehlungen Global	
2024/09/05		Global Equity Ratings	
2024/09/05		Aktienempfehlungen Global	
2024/08/12		Global Equity Ratings	