

# UMICORE S.A. FUTURE (NVJH) - EUX/C11

2024/07/26 18:35:38

**Price**  
**12.8056** EUR

**Difference**  **-6.58%** (-0.90)

### General attributes

Symbol	NVJHC11
Exchange	Eurex
Currency	EUR
Security type	Future
Underlying	UMICORE S.A.
Maturity	06-2025
Contract size	100

### Market data

Bid (Bid size)	- EUR (-)
Ask (Ask size)	- EUR (-)
Open	12.8056 EUR
High	12.8056 EUR
Low	12.8056 EUR
Close (prev. day)	13.7074 EUR
Underlying	UMICORE S.A.
Underlying price (date)	13.11 (24/07/26)
Settlement price (date)	12.81 (24/07/26)
Open Interest	0

### Performance and Risk

	6m	1y	3y
Perf (%)	-41.84%	-53.81%	-
Perf (abs.)	-9.21	-14.92	-
Beta	-	-	-
Volatility	81.78	57.83	-

### Futures and Options

Related Futures	-
Related Options	-

5y












Information about previous performance does not guarantee future performance.  
Source: FactSet

### Price data

Ø price 5 days   Ø volume 5 days (pcs.)	13.7418 EUR (0)
Ø price 30 days   Ø volume 30 days (pcs.)	14.0117 EUR (0)
Ø price 100 days   Ø volume 100 days (pcs.)	18.3745 EUR (0)
Ø price 250 days   Ø volume 250 days (pcs.)	21.7189 EUR (0)
YTD High   date	24.9211 EUR (2024/01/02)
YTD Low   date	12.8056 EUR (2024/07/26)
52 Weeks High   date	27.9886 EUR (2023/07/28)
52 Weeks Low   date	12.8056 EUR (2024/07/26)

### Recent Research

on sector		on market	
Date		Headline	Download
2024/07/26		Equity Weekly	
2024/07/24		Global Equity Ratings	
2024/07/24		Aktienempfehlungen Global	
2024/07/15		Aktienempfehlungen Global	
2024/07/12		Equity Weekly	