

# MERCK & CO. INC. FUTURE (MCCF) - EUX/C13

2024/08/16 19:01:38

**Price**  
115.2075 USD

**Difference**  -0.06% (-0.07)

### General attributes

Symbol	MCCFC13
Exchange	Eurex
Currency	USD
Security type	Future
Underlying	MERCK & CO. INC.
Maturity	12-2025
Contract size	100

### Market data

Bid (Bid size)	- USD (-)
Ask (Ask size)	- USD (-)
Open	115.2075 USD
High	115.2075 USD
Low	115.2075 USD
Close (prev. day)	115.282 USD
Underlying	MERCK & CO. INC.
Underlying price (date)	113.67 (24/08/16)
Settlement price (date)	115.19 (24/08/16)
Open Interest	0

### Performance and Risk

	6m	1y	3y
Perf (%)	-12.34%	+2.97%	-
Perf (abs.)	-16.21	+3.32	-
Beta	-	-	-
Volatility	24.72	21.21	-

### Futures and Options

Related Futures	-
Related Options	-

5y












Information about previous performance does not guarantee future performance.  
Source: FactSet

### Price data

Ø price 5 days   Ø volume 5 days (pcs.)	115.4735 USD (0)
Ø price 30 days   Ø volume 30 days (pcs.)	123.3661 USD (0)
Ø price 100 days   Ø volume 100 days (pcs.)	127.8640 USD (0)
Ø price 250 days   Ø volume 250 days (pcs.)	118.6482 USD (0)
YTD High   date	136.1064 USD (2024/03/28)
YTD Low   date	113.4519 USD (2024/08/07)
52 Weeks High   date	136.1064 USD (2024/03/28)
52 Weeks Low   date	101.6193 USD (2023/11/29)

### Recent Research

on underlying	on sector	on market	
Date		Headline	Download
2024/08/12		Global Equity Ratings	
2024/08/12		Aktienempfehlungen Global	
2024/07/24		Global Equity Ratings	
2024/07/24		Aktienempfehlungen Global	
2024/07/15		Aktienempfehlungen Global	