

# NESTLÉ S.A. FUTURE (NESG) - EUX/C11

2024/07/26 18:35:36

Price  
**86.4873** CHF

Difference  -1.04% (-0.91)

### General attributes

Symbol	NESGC11
Exchange	Eurex
Currency	CHF
Security type	Future
Underlying	NESTLÉ SA
Maturity	06-2025
Contract size	100

### Market data

Bid (Bid size)	- CHF (-)
Ask (Ask size)	- CHF (-)
Open	86.4873 CHF
High	86.4873 CHF
Low	86.4873 CHF
Close (prev. day)	87.3972 CHF
Underlying	NESTLÉ SA
Underlying price (date)	87.92 (24/07/26)
Settlement price (date)	86.49 (24/07/26)
Open Interest	0

### Performance and Risk

	6m	1y	3y
Perf (%)	-11.15%	-17.20%	-
Perf (abs.)	-10.85	-17.96	-
Beta	-	-	-
Volatility	19.91	16.78	-

### Futures and Options

Related Futures	-
Related Options	-












Information about previous performance does not guarantee future performance.  
Source: FactSet

### Price data

Ø price 5 days   Ø volume 5 days (pcs.)	90.4420 CHF (0)
Ø price 30 days   Ø volume 30 days (pcs.)	92.0607 CHF (0)
Ø price 100 days   Ø volume 100 days (pcs.)	92.9108 CHF (0)
Ø price 250 days   Ø volume 250 days (pcs.)	97.6216 CHF (0)
YTD High   date	99.0542 CHF (2024/02/05)
YTD Low   date	86.4873 CHF (2024/07/26)
52 Weeks High   date	107.3020 CHF (2023/09/21)
52 Weeks Low   date	86.4873 CHF (2024/07/26)

### Recent Research

on underlying	on sector	on market	
Date		Headline	Download
2024/07/24		Global Equity Ratings	
2024/07/24		Aktienempfehlungen Global	
2024/07/15		Aktienempfehlungen Global	
2024/07/12		Global Equity Ratings	
2024/06/21		Global Equity Ratings	