

NESTLÉ S.A. FUTURE (NESG) - EUX/C11

2024/05/06 18:29:59

Price
92.3923 CHF

Difference  -0.41% (-0.38)

General attributes

Symbol	NESGC11
Exchange	Eurex
Currency	CHF
Security type	Future
Underlying	NESTLÉ SA
Maturity	03-2025
Contract size	100

Market data

Bid (Bid size)	- CHF (-)
Ask (Ask size)	- CHF (-)
Open	92.3923 CHF
High	92.3923 CHF
Low	92.3923 CHF
Close (prev. day)	92.7742 CHF
Underlying	NESTLÉ SA
Underlying price (date)	92.16 (24/05/07)
Settlement price (date)	92.39 (24/05/06)
Open Interest	0

Performance and Risk

	6m	1y	3y
Perf (%)	-3.68%	-19.76%	-
Perf (abs.)	-3.56	-22.97	-
Beta	-	-	-
Volatility	16.01	15.47	-

Futures and Options

Related Futures	-
Related Options	-

5y












Information about previous performance does not guarantee future performance.
Source: FactSet

Price data

Ø price 5 days Ø volume 5 days (pcs.)	93.6777 CHF (0)
Ø price 30 days Ø volume 30 days (pcs.)	93.2867 CHF (0)
Ø price 100 days Ø volume 100 days (pcs.)	95.0439 CHF (0)
Ø price 250 days Ø volume 250 days (pcs.)	100.6813 CHF (0)
YTD High date	99.0542 CHF (2024/02/05)
YTD Low date	90.7085 CHF (2024/02/29)
52 Weeks High date	118.0691 CHF (2023/05/05)
52 Weeks Low date	90.7085 CHF (2024/02/29)

Recent Research

on underlying	on sector	on market	
Date		Headline	Download
2024/04/26		Global Equity Ratings	
2024/04/26		Aktienempfehlungen Global	
2024/04/03		Global Equity Ratings	
2024/04/03		Aktienempfehlungen Global	
2024/03/13		Global Equity Ratings	