

NESTLÉ S.A. FUTURE (NESG) - EUX/C1

2024/07/29 18:35:33

Price
88.0733 CHF

Difference  0.00% (0.00)

General attributes

Symbol	NESGC1
Exchange	Eurex
Currency	CHF
Security type	Future
Underlying	NESTLÉ SA
Maturity	08-2024
Contract size	100

Market data

Bid (Bid size)	- CHF (-)
Ask (Ask size)	- CHF (-)
Open	88.0733 CHF
High	88.0733 CHF
Low	88.0733 CHF
Close (prev. day)	88.0733 CHF
Underlying	NESTLÉ SA
Underlying price (date)	88.02 (24/07/29)
Settlement price (date)	88.07 (24/07/29)
Open Interest	0

Performance and Risk

	6m	1y	3y
Perf (%)	-11.46%	-18.04%	-
Perf (abs.)	-11.40	-19.39	-
Beta	-	-	-
Volatility	20.36	16.84	-

Futures and Options

Related Futures	-
Related Options	-

5y












Information about previous performance does not guarantee future performance.
Source: FactSet

Price data

Ø price 5 days Ø volume 5 days (pcs.)	90.5824 CHF (0)
Ø price 30 days Ø volume 30 days (pcs.)	92.9806 CHF (1,592)
Ø price 100 days Ø volume 100 days (pcs.)	93.7355 CHF (1,310)
Ø price 250 days Ø volume 250 days (pcs.)	98.5471 CHF (837)
YTD High date	100.1120 CHF (2024/02/05)
YTD Low date	87.9822 CHF (2024/07/26)
52 Weeks High date	108.0725 CHF (2023/09/21)
52 Weeks Low date	87.9822 CHF (2024/07/26)

Recent Research

on underlying	on sector	on market	
Date		Headline	Download
2024/07/24		Global Equity Ratings	
2024/07/24		Aktienempfehlungen Global	
2024/07/15		Aktienempfehlungen Global	
2024/07/12		Global Equity Ratings	
2024/06/21		Global Equity Ratings	