

# NESTLÉ S.A. FUTURE (NESG) - EUX/C1

2024/07/26 18:35:36

Price  
**87.9822** CHF

Difference  -1.02% (-0.90)

### General attributes

Symbol	NESGC1
Exchange	Eurex
Currency	CHF
Security type	Future
Underlying	NESTL SA
Maturity	08-2024
Contract size	100

### Market data

Bid (Bid size)	- CHF (-)
Ask (Ask size)	- CHF (-)
Open	87.9822 CHF
High	87.9822 CHF
Low	87.9822 CHF
Close (prev. day)	88.8858 CHF
Underlying	NESTLÉ SA
Underlying price (date)	87.92 (24/07/26)
Settlement price (date)	87.98 (24/07/26)
Open Interest	0

### Performance and Risk

	6m	1y	3y
Perf (%)	-10.76%	-16.48%	-
Perf (abs.)	-10.61	-17.37	-
Beta	-	-	-
Volatility	20.35	16.81	-

### Futures and Options

Related Futures	-
Related Options	-

5y












Information about previous performance does not guarantee future performance.  
Source: FactSet

### Price data

Ø price 5 days   Ø volume 5 days (pcs.)	91.8839 CHF (0)
Ø price 30 days   Ø volume 30 days (pcs.)	93.4207 CHF (2,126)
Ø price 100 days   Ø volume 100 days (pcs.)	93.8243 CHF (1,355)
Ø price 250 days   Ø volume 250 days (pcs.)	98.6262 CHF (837)
YTD High   date	100.1120 CHF (2024/02/05)
YTD Low   date	87.9822 CHF (2024/07/26)
52 Weeks High   date	108.1063 CHF (2023/07/27)
52 Weeks Low   date	87.9822 CHF (2024/07/26)

### Recent Research

on underlying	on sector	on market	
Date		Headline	Download
2024/07/24		Global Equity Ratings	
2024/07/24		Aktienempfehlungen Global	
2024/07/15		Aktienempfehlungen Global	
2024/07/12		Global Equity Ratings	
2024/06/21		Global Equity Ratings	