

# NESTLÉ S.A. FUTURE (NESG) - EUX/C1

2024/05/03 18:33:09

Price  
**91.7724** CHF

Difference  -0.11% (-0.10)

### General attributes

Symbol	NESGC1
Exchange	Eurex
Currency	CHF
Security type	Future
Underlying	NESTL SA
Maturity	05-2024
Contract size	100

### Market data

Bid (Bid size)	- CHF (-)
Ask (Ask size)	- CHF (-)
Open	91.7724 CHF
High	91.7724 CHF
Low	91.7724 CHF
Close (prev. day)	91.8758 CHF
Underlying	NESTLÉ SA
Underlying price (date)	91.72 (24/05/03)
Settlement price (date)	91.77 (24/05/03)
Open Interest	17,500

### Performance and Risk

	6m	1y	3y
Perf (%)	-5.64%	-19.49%	-
Perf (abs.)	-5.51	-22.34	-
Beta	-	-	-
Volatility	15.76	15.07	-

### Futures and Options

Related Futures	-
Related Options	-

5y












Information about previous performance does not guarantee future performance.  
Source: FactSet

### Price data

Ø price 5 days   Ø volume 5 days (pcs.)	92.6840 CHF (0)
Ø price 30 days   Ø volume 30 days (pcs.)	93.9210 CHF (0)
Ø price 100 days   Ø volume 100 days (pcs.)	96.0463 CHF (1,185)
Ø price 250 days   Ø volume 250 days (pcs.)	101.3663 CHF (947)
YTD High   date	100.1120 CHF (2024/02/05)
YTD Low   date	91.8257 CHF (2024/02/29)
52 Weeks High   date	116.5167 CHF (2023/05/05)
52 Weeks Low   date	91.8257 CHF (2024/02/29)

### Recent Research

on underlying	on sector	on market	
Date		Headline	Download
2024/04/26		Global Equity Ratings	
2024/04/26		Aktienempfehlungen Global	
2024/04/03		Global Equity Ratings	
2024/04/03		Aktienempfehlungen Global	
2024/03/13		Global Equity Ratings	