

3M CO. FUTURE (MMMFC) - EUX/C10

2024/05/06 18:29:57

Price
95.0942 USD

Difference  -0.15% (-0.15)

General attributes

Symbol	MMMFC10
Exchange	Eurex
Currency	USD
Security type	Future
Underlying	3M COMPANY
Maturity	02-2025
Contract size	100

Market data

Bid (Bid size)	- USD (-)
Ask (Ask size)	- USD (-)
Open	95.0942 USD
High	95.0942 USD
Low	95.0942 USD
Close (prev. day)	95.2413 USD
Underlying	3M COMPANY
Underlying price (date)	95.37 (24/05/08)
Settlement price (date)	94.33 (24/05/07)
Open Interest	0

Performance and Risk

	6m	1y	3y
Perf (%)	+2.51%	-5.30%	-
Perf (abs.)	+2.32	-5.32	-
Beta	-	-	-
Volatility	36.36	33.05	-

Futures and Options

Related Futures	-
Related Options	-












5y

Information about previous performance does not guarantee future performance.
Source: FactSet

Price data

Ø price 5 days Ø volume 5 days (pcs.)	94.0045 USD (0)
Ø price 30 days Ø volume 30 days (pcs.)	94.3729 USD (0)
Ø price 100 days Ø volume 100 days (pcs.)	97.9358 USD (0)
Ø price 250 days Ø volume 250 days (pcs.)	98.4292 USD (0)
YTD High date	110.1929 USD (2024/01/02)
YTD Low date	89.1047 USD (2024/04/25)
52 Weeks High date	112.9648 USD (2023/07/28)
52 Weeks Low date	85.8474 USD (2023/10/20)

Recent Research

on underlying	on sector	on market	
Date		Headline	Download
2023/06/06		Global Equity Ratings	
2023/06/06		Aktienempfehlungen Global	
2023/06/01		Aktienempfehlungen Global	
2023/06/01		Global Equity Ratings	
2023/05/24		Global Equity Ratings	