

3M CO. FUTURE (MMMFC) - EUX/C10

2024/05/03 18:33:06

Price
95.2413 USD
 Difference  -0.25% (-0.24)

General attributes

| | |
|---------------|------------|
| Symbol | MMMFC10 |
| Exchange | Eurex |
| Currency | USD |
| Security type | Future |
| Underlying | 3M COMPANY |
| Maturity | 02-2025 |
| Contract size | 100 |

Market data

| | |
|-------------------------|------------------|
| Bid (Bid size) | - USD (-) |
| Ask (Ask size) | - USD (-) |
| Open | 95.2413 USD |
| High | 95.2413 USD |
| Low | 95.2413 USD |
| Close (prev. day) | 95.4844 USD |
| Underlying | 3M COMPANY |
| Underlying price (date) | 97.15 (24/05/03) |
| Settlement price (date) | 95.24 (24/05/03) |
| Open Interest | 0 |

Performance and Risk

| | 6m | 1y | 3y |
|-------------|--------|--------|----|
| Perf (%) | +1.27% | -6.44% | - |
| Perf (abs.) | +1.19 | -6.55 | - |
| Beta | - | - | - |
| Volatility | 36.36 | 33.00 | - |

Futures and Options

| | |
|-----------------|---|
| Related Futures | - |
| Related Options | - |













Information about previous performance does not guarantee future performance.
 Source: FactSet

Price data

| | |
|---|---------------------------|
| Ø price 5 days Ø volume 5 days (pcs.) | 92.9370 USD (0) |
| Ø price 30 days Ø volume 30 days (pcs.) | 94.7600 USD (0) |
| Ø price 100 days Ø volume 100 days (pcs.) | 98.0172 USD (0) |
| Ø price 250 days Ø volume 250 days (pcs.) | 98.4389 USD (0) |
| YTD High date | 110.1929 USD (2024/01/02) |
| YTD Low date | 89.1047 USD (2024/04/25) |
| 52 Weeks High date | 112.9648 USD (2023/07/28) |
| 52 Weeks Low date | 85.8474 USD (2023/10/20) |

Recent Research

| on underlying | on sector | on market | |
|---------------|---|---------------------------|---|
| Date | | Headline | Download |
| 2023/06/06 |  | Global Equity Ratings |  |
| 2023/06/06 |  | Aktienempfehlungen Global |  |
| 2023/06/01 |  | Aktienempfehlungen Global |  |
| 2023/06/01 |  | Global Equity Ratings |  |
| 2023/05/24 |  | Global Equity Ratings |  |