

3M CO. FUTURE (MMMFC) - EUX/C10

2024/04/25 18:47:05

Price
89.1047 USD
Difference  **-0.85% (-0.76)**

General attributes

Symbol	MMMFC10
Exchange	Eurex
Currency	USD
Security type	Future
Underlying	3M COMPANY
Maturity	02-2025
Contract size	100

Market data

Bid (Bid size)	- USD (-)
Ask (Ask size)	- USD (-)
Open	89.1047 USD
High	89.1047 USD
Low	89.1047 USD
Close (prev. day)	89.8651 USD
Underlying	3M COMPANY
Underlying price (date)	91.41 (24/04/25)
Settlement price (date)	89.10 (24/04/25)
Open Interest	0

Performance and Risk

	6m	1y	3y
Perf (%)	+0.08%	-14.31%	-
Perf (abs.)	+0.07	-14.88	-
Beta	-	-	-
Volatility	36.26	32.90	-

Futures and Options

Related Futures	-
Related Options	-

5y












Information about previous performance does not guarantee future performance.
 Source: FactSet

Price data

Ø price 5 days Ø volume 5 days (pcs.)	90.2194 USD (0)
Ø price 30 days Ø volume 30 days (pcs.)	96.6107 USD (0)
Ø price 100 days Ø volume 100 days (pcs.)	98.4700 USD (0)
Ø price 250 days Ø volume 250 days (pcs.)	98.5672 USD (0)
YTD High date	110.1929 USD (2024/01/02)
YTD Low date	89.1047 USD (2024/04/25)
52 Weeks High date	112.9648 USD (2023/07/28)
52 Weeks Low date	85.8474 USD (2023/10/20)

Recent Research

on underlying	on sector	on market	
Date		Headline	Download
2023/06/06		Global Equity Ratings	
2023/06/06		Aktienempfehlungen Global	
2023/06/01		Aktienempfehlungen Global	
2023/06/01		Global Equity Ratings	
2023/05/24		Global Equity Ratings	