

JPMORGAN CHASE & CO. FUTURE (JPMF) - EUX/C13

2024/04/30 18:39:30

Price
200.1778 USD

Difference  -0.10% (-0.20)

General attributes

Symbol	JPMFC13
Exchange	Eurex
Currency	USD
Security type	Future
Underlying	JPMORGAN CHASE & CO
Maturity	06-2025
Contract size	100

Market data

Bid (Bid size)	- USD (-)
Ask (Ask size)	- USD (-)
Open	200.1778 USD
High	200.1778 USD
Low	200.1778 USD
Close (prev. day)	200.3766 USD
Underlying	JPMORGAN CHASE & CO
Underlying price (date)	201.82 (24/06/03)
Settlement price (date)	206.76 (24/06/03)
Open Interest	0

Performance and Risk

	6m	1y	3y
Perf (%)	+42.13%	+41.81%	-
Perf (abs.)	+59.34	+59.02	-
Beta	-	-	-
Volatility	18.55	20.22	-

Futures and Options

Related Futures	-
Related Options	-

5y












Information about previous performance does not guarantee future performance.
Source: FactSet

Price data

Ø price 5 days Ø volume 5 days (pcs.)	199.6928 USD (0)
Ø price 30 days Ø volume 30 days (pcs.)	199.0453 USD (0)
Ø price 100 days Ø volume 100 days (pcs.)	185.2296 USD (0)
Ø price 250 days Ø volume 250 days (pcs.)	164.2945 USD (0)
YTD High date	205.7606 USD (2024/04/04)
YTD Low date	169.6658 USD (2024/01/18)
52 Weeks High date	205.7606 USD (2024/04/04)
52 Weeks Low date	135.3166 USD (2023/05/04)

Recent Research

on underlying	on sector	on market	
Date		Headline	Download
2024/05/29		Global Equity Ratings	
2024/05/29		Aktienempfehlungen Global	
2024/04/26		Global Equity Ratings	
2024/04/26		Aktienempfehlungen Global	
2024/04/03		Global Equity Ratings	