

KION GROUP AG FUTURE (KGXF) - EUX/C12

2024/07/12 19:02:42

Price
41.6376 EUR
 Difference  1.94% (0.79)

General attributes	
Symbol	KGXFC12
Exchange	Eurex
Currency	EUR
Security type	Future
Underlying	KION GROUP AG
Maturity	06-2025
Contract size	100

Market data	
Bid (Bid size)	- EUR (-)
Ask (Ask size)	- EUR (-)
Open	41.6376 EUR
High	41.6376 EUR
Low	41.6376 EUR
Close (prev. day)	40.8434 EUR
Underlying	KION GROUP AG
Underlying price (date)	40.60 (24/07/12)
Settlement price (date)	41.64 (24/07/12)
Open Interest	0

Performance and Risk			
	6m	1y	3y
Perf (%)	+5.26%	+14.60%	-
Perf (abs.)	+2.08	+5.31	-
Beta	-	-	-
Volatility	40.00	40.70	-






Futures and Options	
Related Futures	-
Related Options	-



Information about previous performance does not guarantee future performance.
 Source: FactSet

Price data	
Ø price 5 days Ø volume 5 days (pcs.)	- EUR (-)
Ø price 30 days Ø volume 30 days (pcs.)	41.7318 EUR (0)
Ø price 100 days Ø volume 100 days (pcs.)	47.4673 EUR (0)
Ø price 250 days Ø volume 250 days (pcs.)	40.1615 EUR (0)
YTD High date	52.7430 EUR (2024/03/21)
YTD Low date	37.8100 EUR (2024/01/03)
52 Weeks High date	52.7430 EUR (2024/03/21)
52 Weeks Low date	28.8709 EUR (2023/10/27)

Recent Research

on sector		on market	
Date	Headline	Download	
2024/07/12	 Global Equity Ratings		
2024/07/12	 Aktienempfehlungen Global		
2024/07/09	 Aktienempfehlungen Österreich		
2024/06/24	 Aktienempfehlungen Österreich		
2024/06/21	 Global Equity Ratings		