

LILLY & CO., ELI FUTURE (LLYF) - EUX/C11

2024/07/26 18:35:32

Price
848.2341 USD

Difference  -2.15% (-18.61)

General attributes

| | |
|---------------|-----------------------|
| Symbol | LLYFC11 |
| Exchange | Eurex |
| Currency | USD |
| Security type | Future |
| Underlying | ELI LILLY AND COMPANY |
| Maturity | 06-2025 |
| Contract size | 100 |

Market data

| | |
|-------------------------|-----------------------|
| Bid (Bid size) | - USD (-) |
| Ask (Ask size) | - USD (-) |
| Open | 848.2341 USD |
| High | 848.2341 USD |
| Low | 848.2341 USD |
| Close (prev. day) | 866.8415 USD |
| Underlying | ELI LILLY AND COMPANY |
| Underlying price (date) | 804.62 (24/07/26) |
| Settlement price (date) | 848.23 (24/07/26) |
| Open Interest | 0 |

Performance and Risk

| | 6m | 1y | 3y |
|-------------|---------|---------|----|
| Perf (%) | +27.86% | +80.36% | - |
| Perf (abs.) | +184.82 | +377.92 | - |
| Beta | - | - | - |
| Volatility | 43.34 | 37.66 | - |

Futures and Options

| | |
|-----------------|---|
| Related Futures | - |
| Related Options | - |













Information about previous performance does not guarantee future performance.
Source: FactSet

Price data

| | |
|---|---------------------------|
| Ø price 5 days Ø volume 5 days (pcs.) | 885.1837 USD (0) |
| Ø price 30 days Ø volume 30 days (pcs.) | 922.4241 USD (0) |
| Ø price 100 days Ø volume 100 days (pcs.) | 830.9144 USD (0) |
| Ø price 250 days Ø volume 250 days (pcs.) | 685.4350 USD (0) |
| YTD High date | 989.6716 USD (2024/07/15) |
| YTD Low date | 607.7279 USD (2024/01/02) |
| 52 Weeks High date | 989.6716 USD (2024/07/15) |
| 52 Weeks Low date | 469.3215 USD (2023/08/04) |

Recent Research

| on underlying | on sector | on market | |
|---------------|---|---------------------------|---|
| Date | | Headline | Download |
| 2024/07/24 |  | Global Equity Ratings |  |
| 2024/07/24 |  | Aktienempfehlungen Global |  |
| 2024/07/15 |  | Aktienempfehlungen Global |  |
| 2024/07/12 |  | Global Equity Ratings |  |
| 2024/06/21 |  | Global Equity Ratings |  |