

LILLY & CO., ELI FUTURE (LLYF) - EUX/C11

2024/07/24 18:38:40

Price
893.7776 USD

Difference  -2.80% (-25.75)

General attributes

Symbol	LLYFC11
Exchange	Eurex
Currency	USD
Security type	Future
Underlying	ELI LILLY AND COMPANY
Maturity	06-2025
Contract size	100

Market data

Bid (Bid size)	- USD (-)
Ask (Ask size)	- USD (-)
Open	893.7776 USD
High	893.7776 USD
Low	893.7776 USD
Close (prev. day)	919.5272 USD
Underlying	ELI LILLY AND COMPANY
Underlying price (date)	859.88 (24/07/24)
Settlement price (date)	893.78 (24/07/24)
Open Interest	0

Performance and Risk

	6m	1y	3y
Perf (%)	+34.91%	+86.14%	-
Perf (abs.)	+231.26	+413.62	-
Beta	-	-	-
Volatility	42.73	37.45	-

Futures and Options

Related Futures	-
Related Options	-












5y

Information about previous performance does not guarantee future performance.
Source: FactSet

Price data

Ø price 5 days Ø volume 5 days (pcs.)	897.2611 USD (0)
Ø price 30 days Ø volume 30 days (pcs.)	931.6936 USD (0)
Ø price 100 days Ø volume 100 days (pcs.)	829.3952 USD (0)
Ø price 250 days Ø volume 250 days (pcs.)	681.6790 USD (0)
YTD High date	989.6716 USD (2024/07/15)
YTD Low date	607.7279 USD (2024/01/02)
52 Weeks High date	989.6716 USD (2024/07/15)
52 Weeks Low date	469.3215 USD (2023/08/04)

Recent Research

on underlying	on sector	on market	
Date		Headline	Download
2024/07/24		Global Equity Ratings	
2024/07/24		Aktienempfehlungen Global	
2024/07/15		Aktienempfehlungen Global	
2024/07/12		Global Equity Ratings	
2024/06/21		Global Equity Ratings	