

LILLY & CO., ELI FUTURE (LLYF) - EUX/C11

2024/06/21 19:17:24

Price
921.8305 USD

Difference  **-2.07% (-19.48)**

General attributes

Symbol	LLYFC11
Exchange	Eurex
Currency	USD
Security type	Future
Underlying	ELI LILLY AND COMPANY
Maturity	05-2025
Contract size	100

Market data

Bid (Bid size)	- USD (-)
Ask (Ask size)	- USD (-)
Open	921.8305 USD
High	921.8305 USD
Low	921.8305 USD
Close (prev. day)	941.3123 USD
Underlying	ELI LILLY AND COMPANY
Underlying price (date)	905.38 (24/06/28)
Settlement price (date)	951.49 (24/06/28)
Open Interest	0

Performance and Risk

	6m	1y	3y
Perf (%)	+55.47%	+94.74%	-
Perf (abs.)	+328.89	+448.45	-
Beta	-	-	-
Volatility	36.52	34.82	-

Futures and Options

Related Futures	-
Related Options	-

5y












Information about previous performance does not guarantee future performance.
Source: FactSet

Price data

Ø price 5 days Ø volume 5 days (pcs.)	928.9383 USD (0)
Ø price 30 days Ø volume 30 days (pcs.)	- USD (-)
Ø price 100 days Ø volume 100 days (pcs.)	795.9040 USD (0)
Ø price 250 days Ø volume 250 days (pcs.)	649.2503 USD (0)
YTD High date	941.3123 USD (2024/06/20)
YTD Low date	607.7279 USD (2024/01/02)
52 Weeks High date	941.3123 USD (2024/06/20)
52 Weeks Low date	452.4610 USD (2023/07/13)

Recent Research

on underlying	on sector	on market	
Date		Headline	Download
2024/06/21		Global Equity Ratings	
2024/06/21		Aktienempfehlungen Global	
2024/06/14		Global Equity Ratings	
2024/06/14		Aktienempfehlungen Global	
2024/05/29		Global Equity Ratings	