

LILLY & CO., ELI FUTURE (LLYF) - EUX/C1

2024/07/26 18:35:32

Price
815.8558 USDDifference  -2.14% (-17.88)

General attributes

Symbol	LLYFC1
Exchange	Eurex
Currency	USD
Security type	Future
Underlying	ELI LILLY AND COMPANY
Maturity	08-2024
Contract size	100

Market data

Bid (Bid size)	- USD (-)
Ask (Ask size)	- USD (-)
Open	815.8558 USD
High	815.8558 USD
Low	815.8558 USD
Close (prev. day)	833.7324 USD
Underlying	ELI LILLY AND COMPANY
Underlying price (date)	804.62 (24/07/26)
Settlement price (date)	815.86 (24/07/26)
Open Interest	0

Performance and Risk

	6m	1y	3y
Perf (%)	+27.79%	+80.71%	-
Perf (abs.)	+177.43	+364.38	-
Beta	-	-	-
Volatility	43.25	37.78	-

Futures and Options

Related Futures	-
Related Options	-












5y

Information about previous performance does not guarantee future performance.
Source: FactSet

Price data

Ø price 5 days Ø volume 5 days (pcs.)	851.1093 USD (0)
Ø price 30 days Ø volume 30 days (pcs.)	887.3377 USD (0)
Ø price 100 days Ø volume 100 days (pcs.)	798.7839 USD (0)
Ø price 250 days Ø volume 250 days (pcs.)	658.4696 USD (0)
YTD High date	952.6542 USD (2024/07/15)
YTD Low date	586.3069 USD (2024/01/02)
52 Weeks High date	952.6542 USD (2024/07/15)
52 Weeks Low date	450.7044 USD (2023/08/04)

Recent Research

on underlying	on sector	on market	
Date		Headline	Download
2024/07/24		Global Equity Ratings	
2024/07/24		Aktienempfehlungen Global	
2024/07/15		Aktienempfehlungen Global	
2024/07/12		Global Equity Ratings	
2024/06/21		Global Equity Ratings	