

KELLOGG CO. FUTURE (KELF) - EUX/C10

2024/07/26 18:35:29

Price
58.0425 USD

Difference  -0.03% (-0.02)

General attributes

Symbol	KELFC10
Exchange	Eurex
Currency	USD
Security type	Future
Underlying	KELLANOVA
Maturity	05-2025
Contract size	100

Market data

Bid (Bid size)	- USD (-)
Ask (Ask size)	- USD (-)
Open	58.0425 USD
High	58.0425 USD
Low	58.0425 USD
Close (prev. day)	58.0603 USD
Underlying	KELLANOVA
Underlying price (date)	57.47 (24/07/26)
Settlement price (date)	58.04 (24/07/26)
Open Interest	0

Performance and Risk

	6m	1y	3y
Perf (%)	+4.93%	-16.26%	-
Perf (abs.)	+2.73	-11.27	-
Beta	-	-	-
Volatility	20.60	24.57	-

Futures and Options

Related Futures	-
Related Options	-

5y












Information about previous performance does not guarantee future performance.
Source: FactSet

Price data

Ø price 5 days Ø volume 5 days (pcs.)	57.9211 USD (0)
Ø price 30 days Ø volume 30 days (pcs.)	58.2859 USD (0)
Ø price 100 days Ø volume 100 days (pcs.)	57.1256 USD (0)
Ø price 250 days Ø volume 250 days (pcs.)	56.3704 USD (0)
YTD High date	60.1965 USD (2024/07/18)
YTD Low date	53.0547 USD (2024/03/14)
52 Weeks High date	69.0145 USD (2023/07/28)
52 Weeks Low date	48.4680 USD (2023/10/12)

Recent Research

on sector		on market	
Date		Headline	Download
2024/07/26		Equity Weekly	
2024/07/24		Global Equity Ratings	
2024/07/24		Aktienempfehlungen Global	
2024/07/15		Aktienempfehlungen Global	
2024/07/12		Equity Weekly	