

JOHNSON & JOHNSON FUTURE (JNJF) - EUX/C10

2024/08/14 18:36:44

Price
159.4363 USD

Difference  0.46% (0.73)

General attributes

Symbol	JNJFC10
Exchange	Eurex
Currency	USD
Security type	Future
Underlying	JOHNSON & JOHNSON
Maturity	05-2025
Contract size	100

Market data

Bid (Bid size)	- USD (-)
Ask (Ask size)	- USD (-)
Open	159.4363 USD
High	159.4363 USD
Low	159.4363 USD
Close (prev. day)	158.7019 USD
Underlying	JOHNSON & JOHNSON
Underlying price (date)	158.48 (24/08/14)
Settlement price (date)	159.44 (24/08/14)
Open Interest	0

Performance and Risk

	6m	1y	3y
Perf (%)	+0.69%	-10.01%	-
Perf (abs.)	+1.10	-17.73	-
Beta	-	-	-
Volatility	16.98	15.84	-

Futures and Options

Related Futures	-
Related Options	-

5y












Information about previous performance does not guarantee future performance.
Source: FactSet

Price data

Ø price 5 days Ø volume 5 days (pcs.)	160.2072 USD (0)
Ø price 30 days Ø volume 30 days (pcs.)	159.0365 USD (0)
Ø price 100 days Ø volume 100 days (pcs.)	155.0134 USD (0)
Ø price 250 days Ø volume 250 days (pcs.)	158.9915 USD (0)
YTD High date	165.9151 USD (2024/03/01)
YTD Low date	146.5313 USD (2024/04/17)
52 Weeks High date	178.5425 USD (2023/08/15)
52 Weeks Low date	146.5313 USD (2024/04/17)

Recent Research

on underlying	on sector	on market	
Date		Headline	Download
2024/08/12		Global Equity Ratings	
2024/08/12		Aktienempfehlungen Global	
2024/07/24		Global Equity Ratings	
2024/07/24		Aktienempfehlungen Global	
2024/07/15		Aktienempfehlungen Global	