

JOHNSON & JOHNSON FUTURE (JNJF) - EUX/C10

2024/04/24 18:35:36

Price
149.5684 USDDifference  -1.46% (-2.22)

General attributes

Symbol	JNJFC10
Exchange	Eurex
Currency	USD
Security type	Future
Underlying	JOHNSON & JOHNSON
Maturity	02-2025
Contract size	100

Market data

Bid (Bid size)	- USD (-)
Ask (Ask size)	- USD (-)
Open	149.5684 USD
High	149.5684 USD
Low	149.5684 USD
Close (prev. day)	151.7861 USD
Underlying	JOHNSON & JOHNSON
Underlying price (date)	146.78 (24/04/25)
Settlement price (date)	149.57 (24/04/24)
Open Interest	0

Performance and Risk

	6m	1y	3y
Perf (%)	-3.44%	-9.74%	-
Perf (abs.)	-5.33	-16.14	-
Beta	-	-	-
Volatility	14.63	15.79	-

Futures and Options

Related Futures	-
Related Options	-

5y









Information about previous performance does not guarantee future performance.
Source: FactSet

Price data

Ø price 5 days Ø volume 5 days (pcs.)	149.6918 USD (0)
Ø price 30 days Ø volume 30 days (pcs.)	156.1307 USD (0)
Ø price 100 days Ø volume 100 days (pcs.)	159.9480 USD (0)
Ø price 250 days Ø volume 250 days (pcs.)	162.0517 USD (0)
YTD High date	165.9151 USD (2024/03/01)
YTD Low date	146.5313 USD (2024/04/17)
52 Weeks High date	179.7544 USD (2023/07/28)
52 Weeks Low date	146.5313 USD (2024/04/17)

Recent Research

on underlying	on sector	on market	
Date		Headline	Download
2024/04/03		Global Equity Ratings	
2024/04/03		Aktienempfehlungen Global	
2024/03/13		Global Equity Ratings	
2024/03/13		Aktienempfehlungen Global	
2024/02/22		Aktienempfehlungen Global	